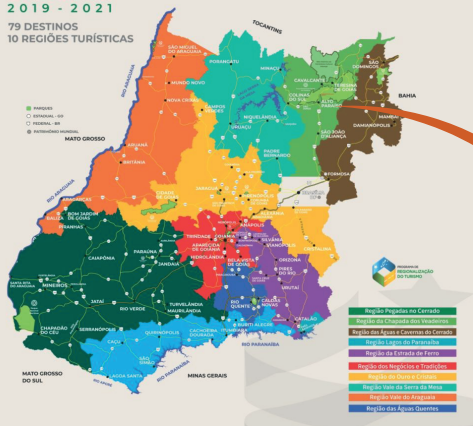


# Tourist Regions Indicators Panel (Region of Chapada dos Veadeiros)

MAPA DO TURISMO  
**GOIÁS**  
2019 - 2021  
79 DESTINOS  
10 REGIÕES TURÍSTICAS

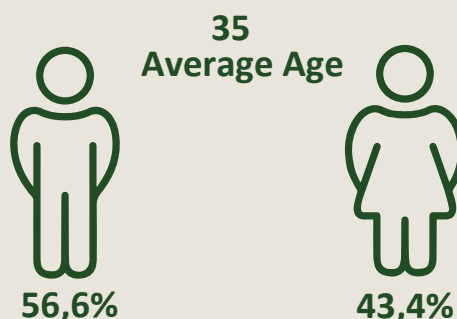
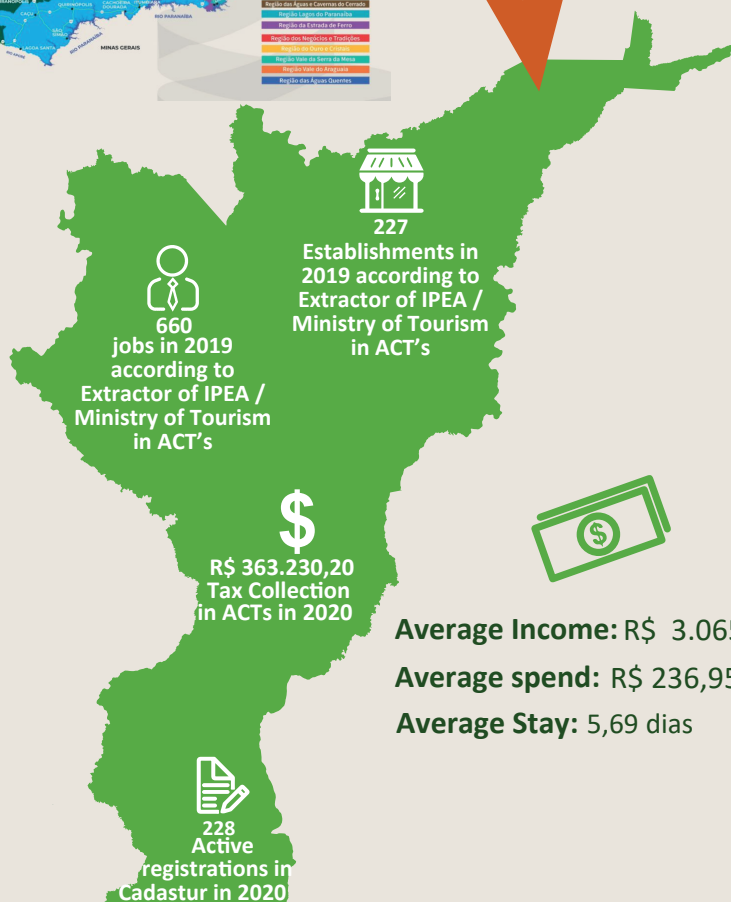


## Establishments

Food: 98	Food: 262
Accommodation: 106	Accommodation: 362
Ground transportation: 0	Ground transportation: 0
Travel Agency: 17	Travel Agency: 28
Culture and Leisure: 5	Culture and Leisure: 3
Transportation Rental: 1	Transportation Rental: 1
Waterway transportation: 0	Waterway transportation: 4
Air Transport: 0	Air Transport: 0

## Jobs

Food: 262
Accommodation: 362
Ground transportation: 0
Travel Agency: 28
Culture and Leisure: 3
Transportation Rental: 1
Waterway transportation: 4
Air Transport: 0



**Average Income:** R\$ 3.065,86  
**Average spend:** R\$ 236,95 por dia  
**Average Stay:** 5,69 dias

## Average percentage of major issuers (State / City/Country):

- 30%** are from the city Brasília/Distrito Federal
- 25,5%** are from the state Goiás
- 35,7%** are from the Country United States

## Indicators



To prepare the average percentages described, clippings from the following surveys carried out by the State of Goiás Tourism Observatory from 2017 to 2020 were used: I Festival Gastronômico Alto Paraiso e São Jorge 2015, Pesquisa Perfil do Participante Kalunga Mountain Bike Cavalkante – 2016, II Festival Gastronômico de Alto Paraiso 2017, Censo Hoteleiro de Alto Paraiso e Cavalcante 2019 and Perfil do Visitante do Parque da Chapada dos Veadeiros 2017/2018/2018.

Obs. The evaluation grades vary between 1 and 5, being: (1) Poor, (2) Bad, (3) Reasonable, (4) Good and (5) Great