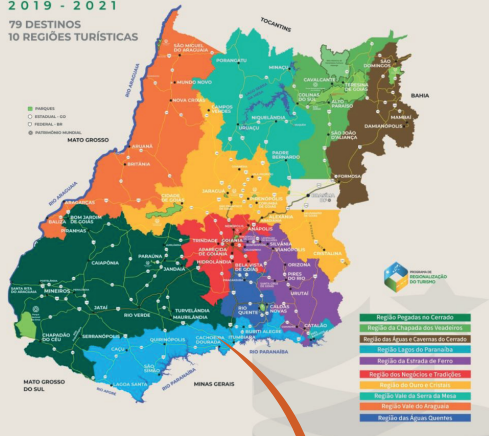


# Tourist Regions Indicators Panel

## (Region of Paranaíba Lakes)

MAPA DO TURISMO  
GOIÁS  
2019 - 2021  
79 DESTINOS  
10 REGIÕES TURÍSTICAS

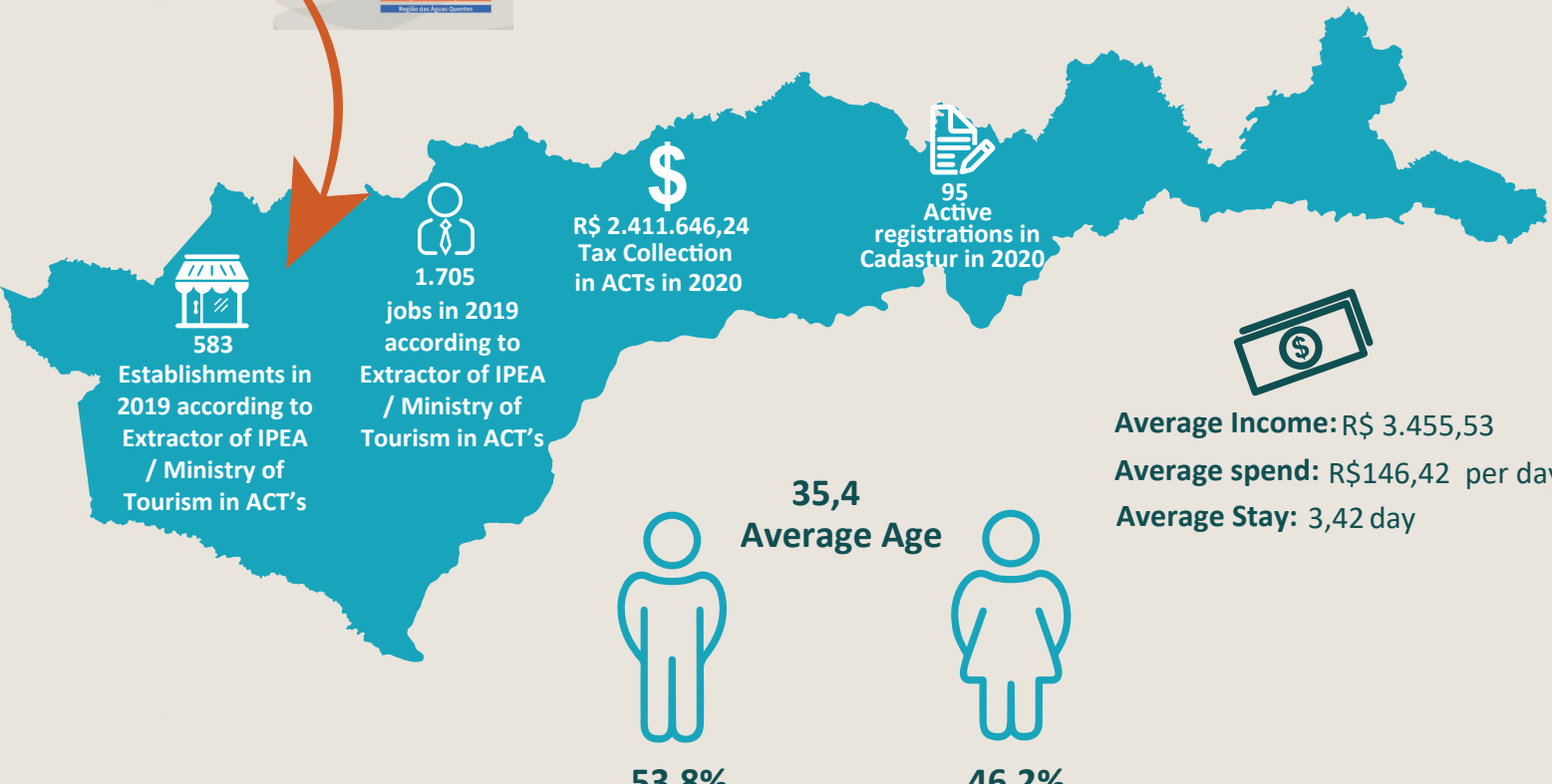


### Establishments

- Food: 323
- Accommodation: 100
- Ground transportation: 79
- Travel Agency: 21
- Culture and Leisure: 35
- Transportation Rental: 24
- Waterway transportation: 1
- Air Transport: 0

### Jobs

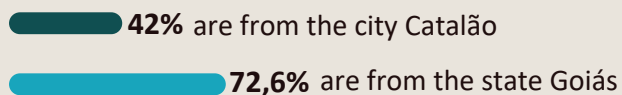
- Food: 847
- Accommodation: 446
- Ground transportation: 312
- Travel Agency: 19
- Culture and Leisure: 39
- Transportation Rental: 41
- Waterway transportation: 1
- Air Transport: 0



### Indicators



### Average percentage of major issuers (State / City):



To prepare the average percentages described, clippings from the following surveys carried out by the State of Goiás Tourism Observatory from 2017 to 2020 were used: Pesquisa de Perfil do Participante Turista e Turista Cidadão da Semana Santa - Três Ranchos 2017, Pesquisa de Perfil e Satisfação do Participante 14º Arraia de Itumbiara 2018, Pesquisa Carnaval Três Ranchos 2018, Pesquisa de Perfil e Satisfação do Participante 4º Festival Gastronômico Chica Doida de Quirinópolis 2018, Pesquisa de Perfil do Participante do 13º Festival Gastronômico & Esportivo de São Simão 2018, Pesquisa de Perfil e Satisfação do Participante do 1º Festival Gastronômico de Corumbá de Goiás 2018, Pesquisa de Perfil e Satisfação do Participante Carnaval Três Ranchos 2019, Pesquisa de Perfil do Participante do 14º Festival Gastronômico, Esportivo e Cultura São Simão 2019 and Pesquisa de Perfil do Participante Arraia de Itumbiara 2019.

Obs. The evaluation grades vary between 1 and 5, being: (1) Poor, (2) Bad, (3) Reasonable, (4) Good and (5) Great