



Estado de Goiás
Secretaria de Desenvolvimento Econômico, Científico e
Tecnológico e de Agricultura, Pecuária e Irrigação
Gabinete de Gestão de Capacitação e Formação Tecnológica
Instituto Tecnológico do Estado de Goiás em Artes
Basileu França

Edital n.º 001/2016

Edital de Audição para ingresso nos grupos da Orquestra Sinfônica Jovem de Goiás e recebimento do benefício do Programa Bolsa Orquestra - Processo n.º 201614304000040

Anexo III - Excertos - Orquestra Infantil Mozart

Tiro-tiro-liro

Canção folclórica goiana

Violin I

Fernando Santos e Juliana Alves
Arr. Rogerio Andrade da Silva

Musical notation for measures 1-5. The key signature is two sharps (F# and C#) and the time signature is 2/4. The notation includes a repeat sign at the beginning of measure 2. Dynamic markings *f* and *p* are present below the staff.

Musical notation for measures 6-12. The key signature is two sharps (F# and C#) and the time signature is 2/4. The notation includes accents (V) above notes in measures 7, 9, and 11. Dynamic markings *ff* and *p* are present below the staff.

Musical notation for measures 13-16. The key signature is two sharps (F# and C#) and the time signature is 2/4. The notation includes first and second endings (1. and 2.) in measures 15 and 16. Dynamic markings *p* and *ff* are present below the staff.

Tiro-tiro-liro

Canção folclórica goiana

Violin II

Fernando Santos e Juliana Alves
Arr. Rogerio Andrade da Silva

Musical notation for measures 1-5. The key signature is two sharps (F# and C#) and the time signature is 2/4. The notation includes a treble clef, a repeat sign, and dynamic markings *f* and *p*.

Musical notation for measures 6-12. The key signature is two sharps (F# and C#) and the time signature is 2/4. The notation includes a treble clef, dynamic markings *ff*, and accents (*V*) over notes.

Musical notation for measures 13-16. The key signature is two sharps (F# and C#) and the time signature is 2/4. The notation includes a treble clef, dynamic marking *p*, and first/second endings (1. and 2.).

Tiro-tiro-liro

Canção folclórica goiana

Viola

Fernando Santos e Juliana Alves
Arr. Rogerio Andrade da Silva

Musical notation for measures 1-6. The piece is in 2/4 time with a key signature of one sharp (F#). Measure 1 contains a whole rest. Measure 2 begins with a repeat sign. The notation includes a pizzicato instruction 'pizz. na 2ª vez' above the staff and dynamic markings *f* and *p* below the staff.

Musical notation for measures 7-12. Measure 7 is marked with the number '7'. The notation includes an arco instruction above the staff and a dynamic marking *ff* below the staff. Bowing marks (V) are placed above the notes in measures 8, 11, and 12.

Musical notation for measures 13-16. Measure 13 is marked with the number '13'. The notation includes first and second endings (1. and 2.) and bowing marks (V) above the staff.

Tiro-tiro-liro

Canção folclórica goiana

Fernando Santos e Juliana Alves
Arr. Rogerio Andrade da Silva

Violoncello

7

13

pizz. na 2ª vez

arco

1. 2.

f
p
ff

Tiro-tiro-liro

Canção folclórica goiana

Contrabass

Fernando Santos e Juliana Alves
Arr. Rogerio Andrade da Silva

The musical score is written for Contrabass in 2/4 time, with a key signature of two sharps (F# and C#). It consists of three staves of music.

The first staff begins with a treble clef, a key signature of two sharps, and a 2/4 time signature. It starts with a whole rest, followed by a repeat sign. The first measure of the repeat is a quarter note G2, and the second is a quarter note A2. The third measure is a quarter note B2, and the fourth is a quarter note C3. The fifth measure is a quarter note B2, and the sixth is a quarter note A2. The seventh measure is a quarter note G2, and the eighth is a quarter note F#2. The piece ends with a repeat sign. Above the staff, there are two square pizzicato symbols. The first is above the first measure of the repeat, and the second is above the seventh measure. The dynamic markings *f* and *p* are placed below the first and second measures of the repeat, respectively.

The second staff starts with a measure number '7' above the first measure. It begins with a quarter note G2, followed by a quarter note A2. The third measure is a quarter note B2, and the fourth is a quarter note C3. The fifth measure is a quarter note B2, and the sixth is a quarter note A2. The seventh measure is a quarter note G2, and the eighth is a quarter note F#2. The piece ends with a repeat sign. Above the staff, the word 'arco' is written above the first measure, and a 'V' symbol is above the first and eighth measures. The dynamic marking *ff* is placed below the first measure.

The third staff starts with a measure number '13' above the first measure. It begins with a quarter note G2, followed by a quarter note A2. The third measure is a quarter note B2, and the fourth is a quarter note C3. The fifth measure is a quarter note B2, and the sixth is a quarter note A2. The seventh measure is a quarter note G2, and the eighth is a quarter note F#2. The piece ends with a repeat sign. Above the staff, there are two 'V' symbols above the fifth and sixth measures. The first ending is marked '1.' and the second ending is marked '2.'. The first ending consists of a quarter note G2, and the second ending consists of a quarter note F#2. The piece ends with a double bar line.

Tiro-tiro-liro

Canção folclórica goiana

Piano

Fernando Santos e Juliana Alves
Arr. Rogerio Andrade da Silva

First system of musical notation for 'Tiro-tiro-liro'. It consists of a grand staff with a treble clef and a bass clef. The key signature is two sharps (F# and C#), and the time signature is 2/4. The first measure is a whole rest in both staves. The second measure begins with a repeat sign. The first ending of the first system is marked with a forte dynamic (*f*) and includes the instruction *staccato na 2ª vez*. The melody in the treble clef consists of chords and single notes, while the bass clef provides a simple accompaniment.

Second system of musical notation, starting at measure 7. It continues the piece with a forte dynamic (*ff*) and the instruction *non staccato*. The notation follows the same grand staff format as the first system, with treble and bass clefs and a 2/4 time signature.

Third system of musical notation, starting at measure 13. It features a first ending (marked '1.') and a second ending (marked '2.'). The first ending leads back to the beginning of the piece, while the second ending concludes the piece with a double bar line. The notation continues in the same grand staff format.

Caranguejo

Folclore do Rio Grande do Sul

Violino I

Arr. Rogerio Andrade da Silva

Moderado □□□□□

3

6

9

12

15





Caranguejo

Folclore do Rio Grande do Sul

Violino II

Arr. Rogerio Andrade da Silva

Moderado □□□□□




Caranguejo

Folclore do Rio Grande do Sul

Viola

Arr. Rogerio Andrade da Silva

Moderado □□□□□




Caranguejo

Folclore do Rio Grande do Sul

Violoncelo

Arr. Rogério Andrade da Silva

Moderado □□□□□






Caranguejo

Folclore do Rio Grande do Sul

Contrabaixo

Arr. Rogério Andrade da Silva

Moderado □□□□□



Caranguejo

Folclore do Rio Grande do Sul

Piano

Arr. Rogerio Andrade da Silva

Moderado □□□□□

The first system of music is in 4/4 time with a key signature of two sharps (F# and C#). It consists of two staves: a treble clef staff and a bass clef staff. The treble staff begins with a whole rest followed by four measures of chords: D4-F#4-A4, D4-F#4-A4, D4-F#4-A4, and D4-F#4-A4. The bass staff begins with a whole rest followed by four measures of a descending eighth-note line: G3, F#3, E3, D3.

The second system starts at measure 5. The treble staff continues with chords: D4-F#4-A4, D4-F#4-A4, D4-F#4-A4, and D4-F#4-A4. The bass staff continues with a descending eighth-note line: C3, B2, A2, G2.

The third system starts at measure 9. The treble staff continues with chords: D4-F#4-A4, D4-F#4-A4, D4-F#4-A4, and D4-F#4-A4. The bass staff continues with a descending eighth-note line: F2, E2, D2, C2.


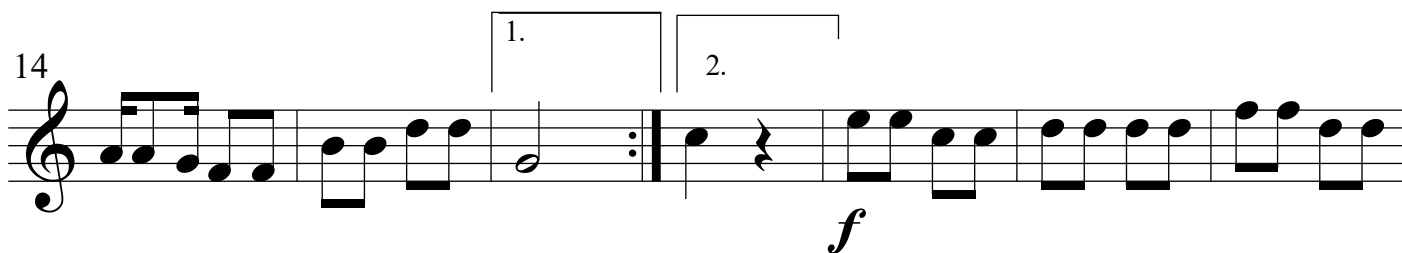

The fourth system starts at measure 13. The treble staff continues with chords: D4-F#4-A4, D4-F#4-A4, D4-F#4-A4, and D4-F#4-A4. The bass staff continues with a descending eighth-note line: B1, A1, G1, F1. The piece concludes with a double bar line.

O meu boi morreu

Violino I

Eduardo das Neves Bahiano (1916)
Arr. Rogerio Andrade da Silva (2015)

Moderato □□□□□



O meu boi morreu

Violino II

Eduardo das Neves Bahiano (1916)
Arr. Rogerio Andrade da Silva (2015)

Moderato □□□□□





The musical score is written for Violino II in 2/4 time. It consists of four staves of music. The first staff begins with a treble clef, a 2/4 time signature, and a dynamic marking of *f*. The melody is a simple eighth-note pattern. The second staff starts at measure 7 and features a dynamic marking of *mf*. It includes a first ending bracket and a repeat sign. The third staff starts at measure 14 and features a dynamic marking of *f*. It includes a second ending bracket and a repeat sign. The fourth staff starts at measure 21 and ends with a double bar line.

O meu boi morreu

Viola

Eduardo das Neves Bahiano (1916)
Arr. Rogerio Andrade da Silva (2015)

Moderato □□□□□






O meu boi morreu

Eduardo das Neves Bahiano (1916)
Arr. Rogerio Andrade da Silva (2015)

Violoncelo

Moderato □□□□□



O meu boi morreu

Eduardo das Neves Bahiano (1916)

Contrabaixo

Arr. Rogerio Andrade da Silva (2015)

Moderato □□□□□

