

AGRI IN DATA

FEBRUARY 2021

SEAPA
Secretaria de
Estado de
Agricultura,
Pecuária e
Abastecimento



**É POR
VOCÊ
QUE A
GENTE
FAZ**



EMATER
AGÊNCIA GOIANA DE ASSISTÊNCIA TÉCNICA,
EXTENSÃO RURAL E PESQUISA AGRÍCOLA



**AGRO
DEFESA**
Agência Goiana de Defesa Agropecuária

AGRI IN DATA is a Government of Goiás publication, provided by the Secretariat of Agriculture, Livestock and Supply of Goiás State (Seapa). The data collection and editing are under the responsibility of the Market Intelligence Management of the Superintendence of Sustainable and Rural Production, while the Communication Department is in charge of the graphic design, diagramming and reviewing. The photos in this edition are by the Brazilian Confederation of Agriculture and Livestock (CNA) and Brazilian Agricultural Research Corporation (Embrapa).

GOVERNMENT OF GOIÁS

■ GOIÁS STATE GOVERNOR

Ronaldo Caiado

■ DEPUTY STATE GOVERNOR

Lincoln Tejota

■ STATE SECRETARY OF AGRICULTURE, LIVESTOCK AND SUPPLY

Antônio Carlos de Souza Lima Neto

■ SUPERINTENDENT OF SUSTAINABLE AND RURAL PRODUCTION

Donalvam Maia

■ MARKET INTELLIGENCE MANAGER

Juliana Dias Lopes

■ HEAD OF SECTOR COMMUNICATION

Fernando Dantas

INSTITUTIONS UNDER THE JURISDICTION OF SEAPA

■ PRESIDENT OF AGRODEFESA

José Essado Neto

■ PRESIDENT OF CEASA

Wilmar da Silva Gratão

■ PRESIDENT OF EMATER

Pedro Leonardo de Paula Rezende

State Secretariat of Agriculture, Livestock and Supply in Goiás

256 Street, n.52, Setor Leste Universitário, Goiânia (GO)

Zip Code: 74.610-200

Telephone Number: +55 (62) 3201-8935

www.agricultura.go.gov.br

📍 SEAPAGOIAS

📘 SEAPAGOIAS

🐦 @GOIASSEAPA

🏠 SECRETARIA DE AGRICULTURA DE GOIÁS

PRESENTATION

We spent the first month of this year feeling a little bit of what we can expect from the agricultural scenario for 2021. While our governor Ronaldo Caiado is leading efforts for the vaccination against the coronavirus, we have been here working according to his guidelines for strengthening our economy through the agricultural chain.

An example of this is the job opening listed for agribusiness. Data from the General Register of Employees and Unemployed (CAGED), in January, showed that Goiás was the state of the Center-West region that most hired in 2020 and, even more, if we consider just the agricultural chain, our state was the second largest in new formal jobs in the country, São Paulo was the first one.

I venture the opinion that the way out of the pandemic crisis could come from this binomial: health and agriculture. By supporting agribusiness, we have more financial resources in the economy, we have jobs in the countryside and, consequently, in the city by improving raw materials development from the agricultural chain optimized through farm-related industries, which are also strong in Goiás. This creates qualifying employment and formal occupation. It is reflected in taxes and increased investments in the cities. It contributes to keep the economy strong and benefits the economic sectors - while we are advancing in the important long-awaited vaccination to everybody.

We started February with good forecasts for agriculture and health: a lot of work ahead and also positive feedback. This could lead to greater predictions and better days for everyone.



ANTÔNIO CARLOS DE SOUZA LIMA NETO

STATE SECRETARY OF
AGRICULTURE, LIVESTOCK
AND SUPPLY IN GOIÁS

INTRODUCTION

The positive performance for the Brazilian agribusiness is influenced by many factors: historical grain crop, strong world demand for meat and grains, the Real-Dollar exchange rate, lower interest rates and increasing investments in agriculture. In addition, services from rural producers and institutions that promote technology and better management practices. Economic recovery growth is projected for 2021, along with jobs creation and income generation in Brazilian cities. During this time of national crisis, agribusiness has become more and more important for the country and, certainly, the agricultural activity linked with commerce, industry and services has a lot to contribute in this recovery process.

Grain production estimates for the 2020/21 crop corroborate in this

scenario and point to another historical production in the country. According to CONAB, Brazil expected production is 264.8 million tons, up 7.9 million tons compared with the 2019/20 crop. Production in Goiás is expected to reach 27.3 million tons, especially soybeans, which are forecast to be over 13.4 million tons in the 2020/21 crop. Another crop in evidence in the state is rice, which is projected to increase 8.6%, compared to the previous year, reaching 130.8 thousand tons. Other crops, such as 2nd crop beans, corn, sunflower and sorghum are also expected to increase production and yield in Goiás.

In 2020, agricultural commodities shipments grew 4.1%, compared to 2019, a share of 48.0% in national exports. In Goiás it is even higher, 78.1%.



Goiás exports of agribusiness reached historical values in 2020, US\$ 6.3 billion, increase in foreign trade was 16.9%, compared to the last year. Goiás exported agribusiness products to 161 countries of the 238 that traded with Brazil in 2020, 6.3% of the Brazilian agribusiness export revenue.

The Brazilian Gross Value of Production (GVP) reached historical values in 2020 - revenues of R\$ 871.3 billion, growth of 17% compared to 2019 - outcomes provided by the favorable moment for soybeans, corn and meat and especially by the rural producer commitment. Following the same line as the national GVP, Goiás also registered the highest value, an amount of R\$ 72.6 billion, highlighting crop production, share of 67.3%, with emphasis on corn and soybeans, growth of

39.5% and 54.8%, respectively, compared to the previous year.

Driven by rising demand in 2020, especially in the grain crop, sales of agricultural machinery grew 7.3% in the country. It was sold 47,077 agricultural and road machines in the domestic market, according to ANFAVEA .

The good economic indicators are also observed in the social aspect, job increase in rural service and food industries in Goiás. According to data from CAGED , in 2020, agriculture hired 2,932 new formal jobs - 2nd highest in the national ranking. In the food industry, 3,545 new jobs. It is expected that the agribusiness in Goiás will be able to contribute even more to the recovery of the economy, increase production and guarantee food quality in 2021, and for that reason the government of Goiás stands with the rural farmers to offer the best result to our society.



CATTLE/BEEF

The greater outcomes of beef cattle reflected an increase in the GDP of Brazilian agribusiness, which recorded growth of 16.8%, according to CEPEA¹/CNA, year-to-date (January to October), compared to last year.

International trade was the main responsible for this result: national beef exports reached US\$ 8.5 billion, an increase of 11.1%, compared to 2019, in which Goiás shared 14.3% of this amount. Domestic market, however, has declined, due to the high prices of beef and fall in income of Brazilian families.

The scenario of restricted fed cattle supplies has kept prices at high levels in the country. In the regional market, according to the IFAG² Bulletin (01/25/2021), the average price for fed cattle in Goiás was at R\$ 279.09 per arroba³, up 3.46% compared to the previous week. The replacement market remains valued and facing higher feed costs, which can directly impact rancher's profitability, even with rising price of the arroba.

The expectation for 2021 is that prices and feed costs will remain at high levels. In the world market, Brazil should continue to stand out as a global beef supplier.

1 CEPEA - Center of Advanced Studies on Applied Economics

2 IFAG - Institute for the Strengthening of Agriculture in Goiás

3 Arroba - a 15-kilo unit of weight that is a commonly used as a benchmark for cattle prices in Brazil



GOIÁS: GROSS VALUE OF BEEF PRODUCTION - 2020

R\$ 11.8 billion	↑ 17.8%*
4th highest Gross Value of Production**	
9.3% of the national Gross Value of Beef Production	
49.6% of the Gross Value of Livestock Production in Goiás	

* Compared to the previous year. ** Among the states and the Federal District.

GOIÁS: BEEF EXPORTS

YEAR-TO-DATE - JANUARY TO DECEMBER 2020

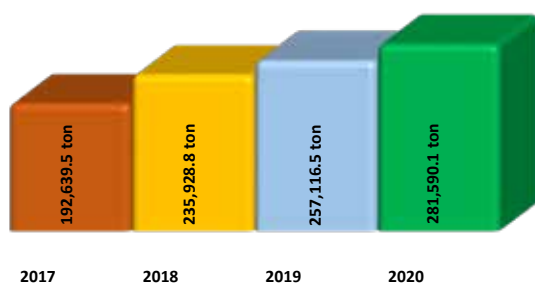
US\$ 1.2 billion	↑ 11.3%*
281.6 thousand tons	↑ 9.5%*
3rd largest exporter**	

DECEMBER 2020

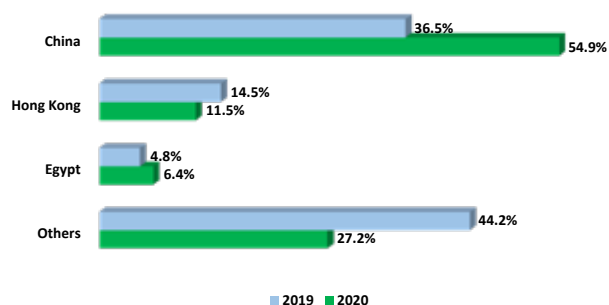
US\$ 113.0 million	↓ 12.6%*
25.1 thousand tons	↑ 1.4%*

* Compared to the previous year. ** Among the states and the Federal District.

GOIÁS: BEEF EXPORTS*



GOIÁS: SHARE OF THE MAIN DESTINATIONS IN THE AMOUNT OF BEEF EXPORTS*



* Year-to-date (January to December)

Source: CEPEA / ESALQ / CONAB / IBGE / IFAG / MAPA / Ministry of Economy.

PORK/PIG PRODUCTION

Brazil exports had a positive market for pork meat in 2020, volume increased 35.5% and 40.9% in value, compared to last year. The outcome was an amount of US\$ 2.3 billion and 1.0 million tons shipped with this animal protein. The greatest export was to Asian market, one of the main demanders which significantly contributed to this growth.

According to CEPEA¹, demand at the beginning of 2021 decreases, affecting prices to ranchers. In the international scenario, according to the USDA², there is also a decrease in pork prices worldwide.

In the regional market, according to the Bulletin of the 3rd week of 2021, released by IFAG³, the average price paid for the live pig registered R\$ 6.00 in Goiás, down 20.0%, compared to the previous week. Despite lower demand, consumption is expected to increase, driven by the competitiveness of this animal protein against beef.

Brazilian pork production is expected to increase in 2021. The ABPA⁴ forecasts to reach almost 4.4 million tons, growth of 3.5% compared to last year. Similarly, the USDA projects a 3.0% increase in pork production in Brazil, 4.2 million tons. The scenario is positive, however, the increased feed costs could reflect lower profitability for the agents of this supply chain.

1 CEPEA - Center of Advanced Studies on Applied Economics

2 USDA - United States Department of Agriculture

3 IFAG - Institute for the Strengthening of Agriculture in Goiás

4 ABPA - Brazilian Association of Animal Protein



GOIÁS: GROSS VALUE OF PORK PRODUCTION - 2020

R\$ 1.1 billion

↑ 18.7%*

7th highest Gross Value of Production**

4.1% of national Gross Value of Pork Production

4.8% of the Gross Value of Livestock Production in Goiás

** Compared to the previous year. ** Among the states and the Federal District*

GOIÁS: PORK EXPORTS

YEAR-TO-DATE - JANUARY TO DECEMBER 2020

US\$ 17.4 million

↑ 111.4%*

12.0 thousand tons

↑ 89.6%*

7th largest exporter**

DECEMBER 2020

US\$ 2.2 million

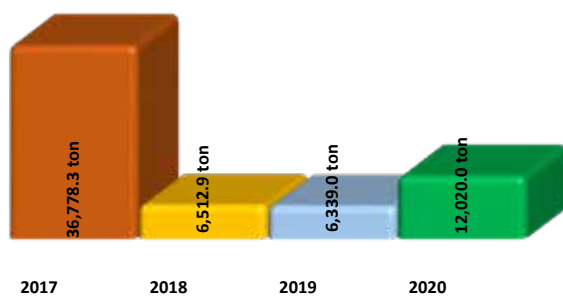
↑ 87.6%*

1.3 thousand tons

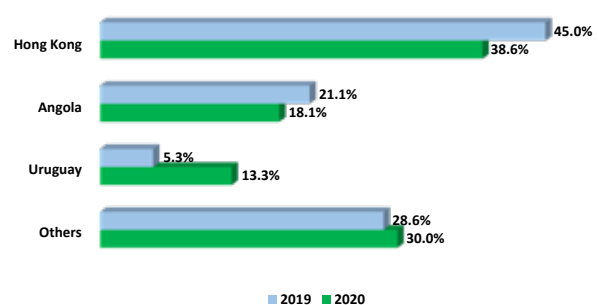
↑ 41.1%*

** Compared to the previous year. ** Among the states and the Federal District*

GOIÁS: PORK MEAT EXPORTS*



GOIÁS: SHARE OF THE MAIN DESTINATIONS IN THE AMOUNT OF PORK MEAT EXPORTS*



** Year-to-date (January to December)*

Source: ABPA / CEPEA / ESALQ / CONAB / IBGE / IFAG / MAPA / Ministry of Economy / Reuters/ USDA.

POULTRY

The competitiveness of poultry compared to other animal proteins in 2020 favored increasing domestic consumption. In the global market, even in the face of low international prices, the quality production in the country meets this market and has contributed to supply many countries - with emphasis on the growth in Goiás exports.

In January, the international demand for poultry dropped down. However, it is expected to increase exports in 2021, due to the occurrence of new outbreaks of avian influenza in Europe. According to Reuters, about 1.3 million chickens were culled to contain the disease. As a consequence, the world market should turn to Brazilian production.

The national poultry production is forecast to increase in 2021. According to the USDA, Brazilian production is expected to grow over 14 million tons and reach almost 14.0% of world poultry production. ABPA projected growth of both poultry production (14.5 million tons) and consumption (47 kg/per capita) in the country in 2021 - up 5.5% and 4.4%, respectively, compared to 2019.

In the regional market, prospects are an increase in production and a rebounded poultry processing industry. Even in this scenario, the domestic demand continued its downward trend in January, typical of usual market behavior for this protein in this period of the year. According to the Bulletin of IFAG¹, in Goiás, stagnant prices continue for the fourth consecutive week (R\$ 4.00/kg), with a downward trend.

¹ IFAG - Institute for the Strengthening of Agriculture in Goiás



GOIÁS: GROSS VALUE OF POULTRY PRODUCTION - 2020

R\$ 5.1 billion

↓ **7.7%***

6th highest Gross Value of Production**

6.5% of national Gross Value of Poultry Production

21.5% of the Gross Value of Livestock Production in Goiás

* Compared to the previous year. ** Among the states and the Federal District

GOIÁS: POULTRY MEAT EXPORTS

YEAR-TO-DATE - JANUARY TO DECEMBER 2020

US\$ 338.6 million

↑ **11.3%***

213.0 thousand tons

↑ **30.7%***

DECEMBER 2020

US\$ 30.1 million

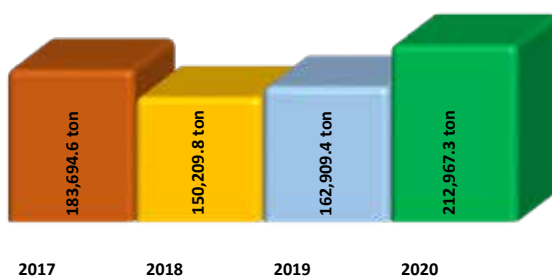
↓ **12.8%***

18.3 thousand tons

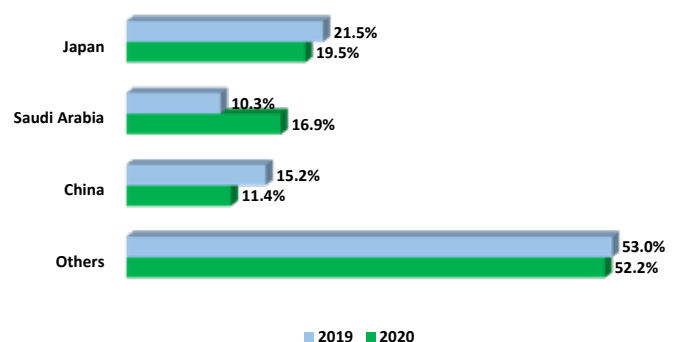
↓ **2.7%***

* Compared to the previous year.

GOIÁS: POULTRY MEAT EXPORTS*



GOIÁS: SHARE OF THE MAIN DESTINATIONS IN THE AMOUNT OF POULTRY MEAT EXPORTS*



* Year-to-date (January to December)

Source: CEPEA / ESALQ / CONAB / IBGE / IFAG / MAPA / Ministry of Economy / Reuters.

DAIRY PRODUCTS

Higher feed costs and availability of raw material under market expectations are, among many factors, challenging conditions for this supply chain. In addition, the domestic demand is reduced, likely due to the end of the federal emergency aid.

Milk prices continued to rise, according to CEPEA¹, the price paid to the ranchers, in January 2021, dropped 4.3% in the *Average Brazil*, but still a record for the month. Dairy products registered high averages in 2020 and showed lower prices on the retail market in January. UHT whole milk average, for instance, was 6.0% less to consumers than in December, according to CEPEA. In Goiás, decreases in the average prices of mozzarella cheese, UHT whole milk and condensed milk were also recorded, which pointed a weighted total variation of -6.78%, in January.

In international trade, the Brazilian Trade Balance is negative - it ended 2020 with a deficit of US\$ 474.9 million. Compared to 2019, there was an increased volume in both imports (22.4%) and exports (31.9%) of dairy products. It was 33.0 thousand tons shipped across the country in 2020, mainly to Venezuela and Chile.

In order to strengthen this supply chain, the Government of Goiás and the entities in the chain have joined forces to promote public policies that benefit consumers and producers, such as the recently approved law that regulates analogue products, which establishes the obligation of processors to specify the use of analogue cheeses and other dairy products. With this, the consumers can have the information about what they are consuming and the producer will have expectation of increased demand.

The goal is to increase competitiveness by guaranteeing the quality and health of dairy products.

¹ CEPEA - Center of Advanced Studies on Applied Economics

GOIÁS: NOMINAL WHOLESALE PRICES OF DAIRY PRODUCTS

Reference Month	UHT Whole Milk (R\$/liter)	Powdered Whole Milk (R\$/Kg)	Mozzarella Cheese (R\$/Kg)	Sweetened Condensed Milk (R\$/Kg)	Powdered Cream (R\$/kg)
December	3.33	20.35	26.21	9.39 ⁽¹⁾	27.31
January	2.96	20.53	23.04	9.11 ⁽²⁾	28.12
Variance					
January/December	-11.30%	0.85%	-12.11%	-2.96%	2.95%
Share					
	20%	23%	37%	14%	6%
Dairy Products Variance in December: -6.78%					

(1) Price in November. (2) Price in December.

Source: MilkPoint Mercado. Provided by: Secretary of Economy in Goiás

GOIÁS: GROSS VALUE OF MILK PRODUCTION - 2020

R\$ 4.9 billion ↑ 11.4%*

6th highest Gross Value of Production**

11.3% of the national Gross Value of Milk Production

20.5% of the Gross Value of Livestock Production in Goiás

* Compared to the previous year. ** Among the states and the Federal District

GOIÁS: DAIRY EXPORTS

YEAR-TO-DATE - JANUARY TO DECEMBER 2020

US\$ 1.0 million ↑ 16.8%*

473.0 tons ↓ 8.2%*

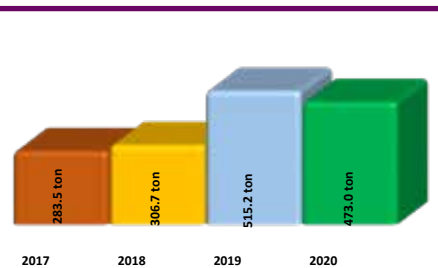
DECEMBER 2020

US\$ 54.0 thousand ↓ 14.2%*

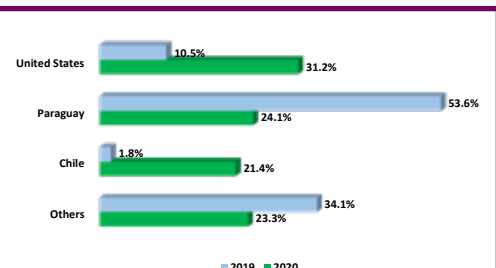
23.9 tons ↓ 61.3%*

* Compared to the previous year

GOIÁS: DAIRY EXPORTS*



GOIÁS: SHARE OF THE MAIN DESTINATIONS IN THE AMOUNT OF MILK EXPORTS*



* Year-to-date (January to December)

Source: CEPEA / ESALQ / CONAB / IBGE / IFAG / MAPA / Ministry of Economy.

SOYBEAN

Leveraged by the positive global trade scenario in 2020, Goiás exports of the soybean complex was the second highest value of revenue ever. As a share of total export value, soybean complex represented the largest category with 52.0% of total agribusiness exports in Goiás.

According to the Ministry of Economy, Brazilian soybean complex exports were valued at US\$ 35.2 billion in 2020, accounting for 35.0% of national agricultural products exports. In volume, exports reached 101.0 million tons, a 10.1% increase relative to 2019.

American production data - a key player in the world - released by the USDA¹, on 1/14/2021, came up below market expectation, which reflected in prices increased in the USA - the highest value since the

2013/14 crop. With record demand and the lowest stocks in the last seven years in that country, the grain market climb will continue at high levels.

The same scenario is projected to Brazil - high prices, strong demand and ending grain stocks. In the Goiás market, according to the Bulletin of IFAG², released on January 25, an increase in prices and down soybean availability, the average price of soybean (bag of 60 kg) closed at R\$ 163.50.

Regarding crop expectations, increase grain production is projected in Goiás, pushed by acreage growth, although yield can be affected by weather conditions. Most of the grains crops are in the sensitive flowering phase, a period that drought severity or summer deficits can impact yield - the market is keeping an eye on it.

¹ USDA - United States Department of Agriculture

² IFAG - Institute for the Strengthening of Agriculture in Goiás



GOIÁS: SOYBEAN CROP - 2020/21 ESTIMATE

13.4 million tons	↑ 2.1%*
Share of 10.0% of the national production	4th largest producer**
3.7 million hectares	↑ 4.2%*
Average yield: 3.6 ton/ha	↓ 2.0%*

* Compared to the previous crop. ** Among the states and the Federal District

GOIÁS: GROSS VALUE OF SOYBEAN PRODUCTION - 2020

R\$ 24.6 billion	↑ 54.8%*
3rd highest Gross Value of Soybean Production **	
10.1% of the national Gross Value of Soybean Production	
50.3% of the Gross Value of Crop Production in Goiás	

* Compared to the previous year. ** Among the states and the Federal District

GOIÁS: SOYBEAN COMPLEX EXPORTS

YEAR-TO-DATE - JANUARY TO DECEMBER 2020

US\$ 3.3 billion	↑ 31.3%*
9.4 million tons	↑ 35.5%*
	4th largest exporter**

DECEMBER 2020

US\$ 39.0 million	↓ 73.3%*
89.1 thousand tons	↓ 77.8%*

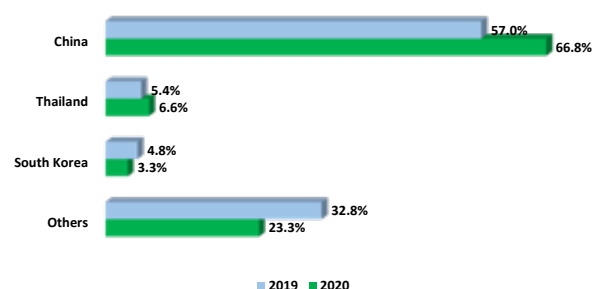
* Compared to the previous year. ** Among the states and the Federal District (volume)

GOIÁS: SOYBEAN COMPLEX EXPORTS*



*Year-to-date (January to December)

GOIÁS: SHARE OF THE MAIN DESTINATIONS IN THE AMOUNT OF SOYBEANS EXPORTS*



Source: CEPEA/ESALQ/CONAB/IBGE/IFAG/MAPA/Ministry of Economy.

CORN

According to the Ministry of Economy data, in 2020, Brazil shipped 34.6 million tons of corn; although this amount, it is 18.9% lower than in 2019. In Goiás, there was also a decrease, however, the cereal was highlighted in the agribusiness exports as the 3rd commodity with a share of 10.3% in the value traded with other countries.

In the state of Goiás, corn has a high domestic demand, mainly for feed manufacturing destined to meat production and food for human consumption. Price increase is a trend in the domestic market, pushed by low corn availability. According to the Bulletin of IFAG¹, released on January 25, the weekly average price of corn (bag of 60 kg) was around R\$ 72.00.

Regarding the first-crop corn yield, water stress can impact the development of the crop, especially in the South region of Brazil. According to the Conab last forecast for the 2020/21 season, a decrease of 6.9% in production and 1.5% in planted acreage is expected at this first-crop corn, in relation to the previous one.

In Goiás, the sowing of 2020/21 first-crop corn was finished in mid-December, according to CONAB². Safrinha corn acreage is possible to expand, mainly due to great prices in the domestic and international market and increased planted area of soybean in the state, that usually comes before safrinha corn planting. However, the crop performance will depend on weather conditions.

¹ IFAG - Institute for the Strengthening of Agriculture in Goiás

² CONAB - National Food Supply Company



GOIÁS: CORN CROP - 2020/21 ESTIMATE

11.9 million tons	↓ 5.3%*
	3rd largest producer**
1.8 million hectares	↓ 5.0%*
Average yield: 6.6 ton/ha	↓ 0.3%*

* Compared to the previous crop. ** Among the states and the Federal District

GOIÁS: GROSS VALUE OF CORN PRODUCTION - 2020

R\$ 10.4 billion	↑ 39.5%*
3rd highest Gross Value of Production**	
10.5% of the national Gross Value of Corn Production	
21.3% of the Gross Value of Crop Production in Goiás	

* Compared to the previous year. ** Among the states and the Federal District

GOIÁS: CORN EXPORTS

YEAR-TO-DATE - JANUARY TO DECEMBER 2020

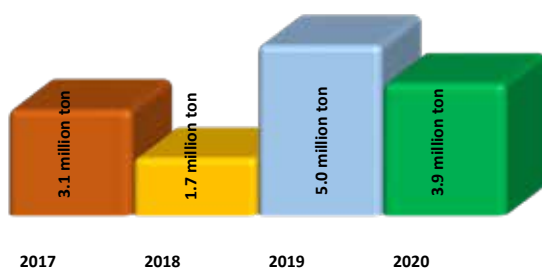
US\$ 653.1 million	↓ 21.6%*
3.9 million tons	↓ 22.4%*
	2nd largest exporter**

DECEMBER 2020

US\$ 60.1 million	↓ 36.8%*
342.7 thousand tons	↓ 39.5%*

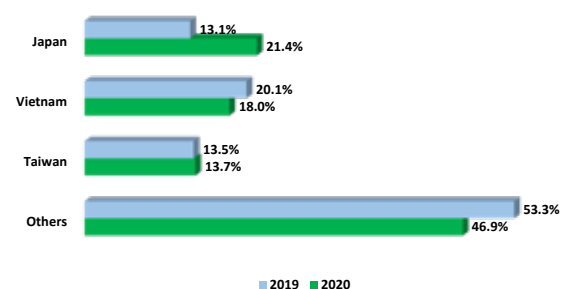
* Compared to the previous year. ** Among the states and the Federal District (volume)

GOIÁS: CORN EXPORTS *



* Year-to-date (January to December)

GOIÁS: SHARE OF THE MAIN DESTINATIONS IN THE AMOUNT OF CORN EXPORTS*



Source: CEPEA/ESALQ/CONAB/IBGE/IFAG/MAPA/Ministry of Economy.

ORANGE

São Paulo is the largest orange producer in the country and responds for 75.2% of the national fruit production. The state has large processing orange juice companies. According to IBGE , 2020 national orange production reached 15.7 million tons, a decrease of 10.6% compared to the previous year, due to the off-year of the biennial production cycle of trees in the majority growing areas. Another factor that negatively impacted the fruit quality was the weather conditions.

In the international scenario, Brazil stands out in the exports of frozen concentrated orange juice, 2.0 million of tons shipped in 2020, amount of US\$ 1.4 billion. The main destinations for orange juice were Belgium, Netherlands and the USA, which together accounted for 86.8% of these exports.

In Goiás, orange is destined for domestic fresh consumption and represents 0.9% of the total national production. Efficient irrigation technologies and cultural operation used in orchards proves the ability to attain the yield potential of the state - the 6th yield among the states and the federal district.

1 IBGE - Brazilian Institute of Geography and Statistics

GOIÁS: ORANGE CROP - 2020 ESTIMATE

6.9 thousand hectares harvested	↑ 1.1%*
138.3 thousand tons	↓ 1.2%*
20.2 tons/ha	↓ 2.3%*

* Compared to the previous year

GOIÁS: GROSS VALUE OF ORANGE PRODUCTION - 2020 ESTIMATE

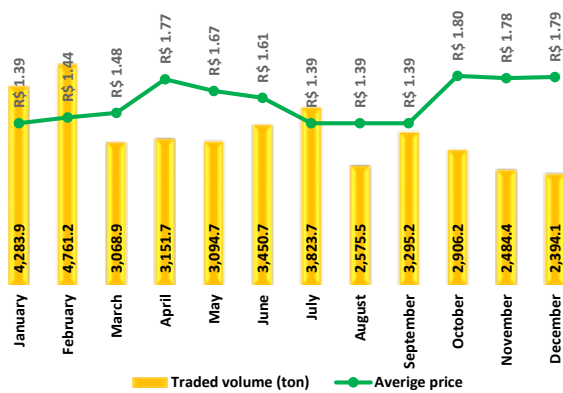
R\$ 143.3 million	↓ 2.6%*
9th highest Gross Value of Production**	
1.0% of the national Gross Value of Orange Production	
0.3% of the Gross Value of Crop Production in Goiás	

* Compared to the previous year. ** Among the states and the Federal District

GOIÁS: ORANGE TRADE IN CEASA - PERA VARIETY (2020)

R\$ 61.1 million in sales
39.3 thousand tons

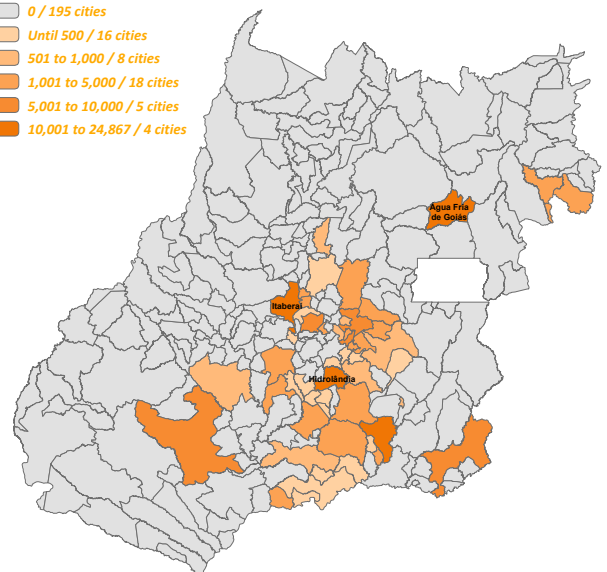
GOIÁS: ORANGE AVERAGE PRICE AND VOLUME SALES - 2020



GOIÁS: ORANGE PRODUCTION

TONS / NUMBER OF CITIES

- 0 / 195 cities
- Until 500 / 16 cities
- 501 to 1,000 / 8 cities
- 1,001 to 5,000 / 18 cities
- 5,001 to 10,000 / 5 cities
- 10,001 to 24,867 / 4 cities



Source: CEASA-GO/CONAB/IBGE/MAPA/Ministry of Economy

Citrus Pests Control and Prevention Program

MAIN GOALS:

- To prevent the introduction or dissemination of a plant quarantine pests;
- To maintain phytosanitary and epidemiological surveillance service, aiming at preventing and managing plant pests;
- To take actions to monitor, supervise and audit methods.

THE PROGRAM FOCUS ON THE FOLLOWING PLANT QUARANTINE PESTS:

- *Guignardia citricarpa* - Citrus black spot
- *Xanthomonas citri* subsp. *citri* - Citrus Canker
- *Bactrocera carambolae* - Carambola fruit fly
- HLB - Huanglongbing / Citrus greening

Actions:

INSPECTION ACTIVITIES

transit of fruit and seedlings, informal trade of seedlings, citrus nursery trees, issue of plant movement permit (ATV and PTV) and trapping systems for quarantine pests;

SCOUTING

phytosanitary inspection services in citrus establishments in order to identify and monitor the occurrence of quarantine pests, as well as recognize and collect samples in suspicious areas to be analyzed;

ADMINISTRATIVE

registration of properties and issuing reports of advisory assistance activities;

PHYTOSANITARY EDUCATION

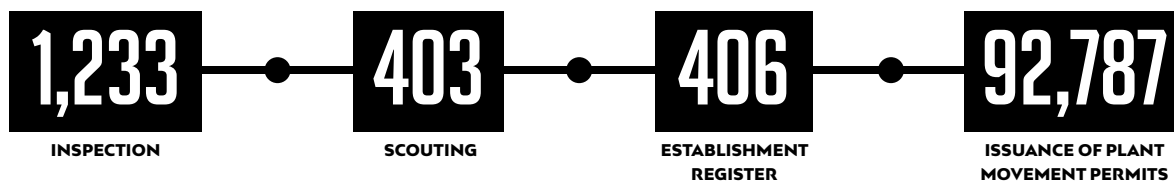
transfer technologies to prevent and control quarantine pests of significant economic importance in citrus.

Data from Agricultural Defense System in Goiás

12 thousand hectares registered of citrus

43% of the properties have a Phytosanitary Certificate, which allows the trade with other states.

Activities carried out in 2020:



2020 RESULTS:

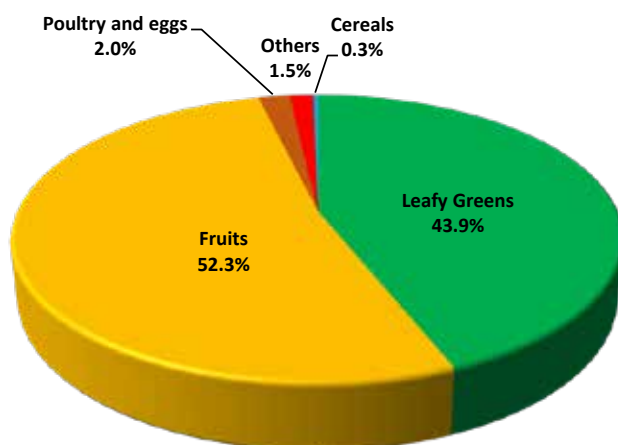
- Growth of 9.6% of plant movement permits issued in relation to 2019;
- An increase of 11.7 thousand tons of citrus inspected by the Agency, year-over-year;
- 181.4 thousand tons of citrus from registered and inspected crops by the Agency.

Agrodefesa's actions seek to guarantee the production and trade of fruits and seedlings within the phytosanitary established regulations. Prevention and management of plant pests eliminates the chance to adopt phytosanitary barriers in the national and international trade of plant products. The Agency's work with the regional farmers ensures the quality of production and development of agribusiness in the state.

Source: Agrodefesa.

Food sales in December registered an increase of 11.0% in volume, compared to the previous month, with 80.6 thousand tons. The amount recorded was R\$ 257.5 million, 17.2% growth in the same comparison. This increase in sales is because of the holiday season, in which fruit trade stands out, up 25.8% in value.

SHARE OF TRADED PRODUCTS AMOUNT (%) - DECEMBER / 2020



TRADE VARIATION - DECEMBER / 2020

Group	Variation (%)*	
	Value	Volume
Leafy Greens	↑ 14.2	↑ 8.5
Fruits	↑ 7.3	↑ 25.8
Poultry and eggs	↑ 37.6	↑ 58.1
Others	↑ 16.2	↑ 23.4
Cereals	↓ 72.5	↓ 65.2
Total	↑ 11.0	↑ 17.2

* Compared to the previous month

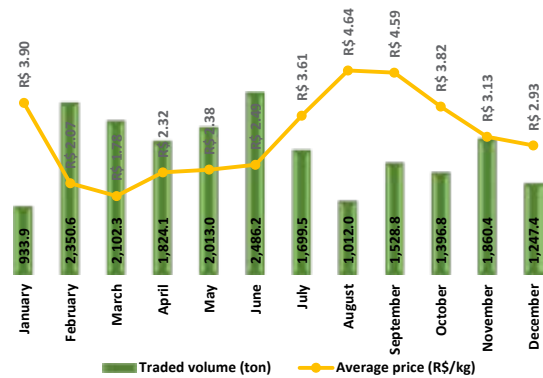
LEMON

The lemon has several varieties in the country, such as Galician, Sicilian, Rangpur and Tahiti lime - the most consumed in Goiás. Ceasa sold 666.4 tons of Tahiti lime in December, which 73.9% was produced in Goiás. According to IBGE¹, the number one producer in the country is the state of São Paulo, 1.1 million tons.

CEASA GOIÁS: LEMON TRADED IN 2020

20,455 tons

(average price) **R\$ 3.14 /kg**



RURAL CREDIT

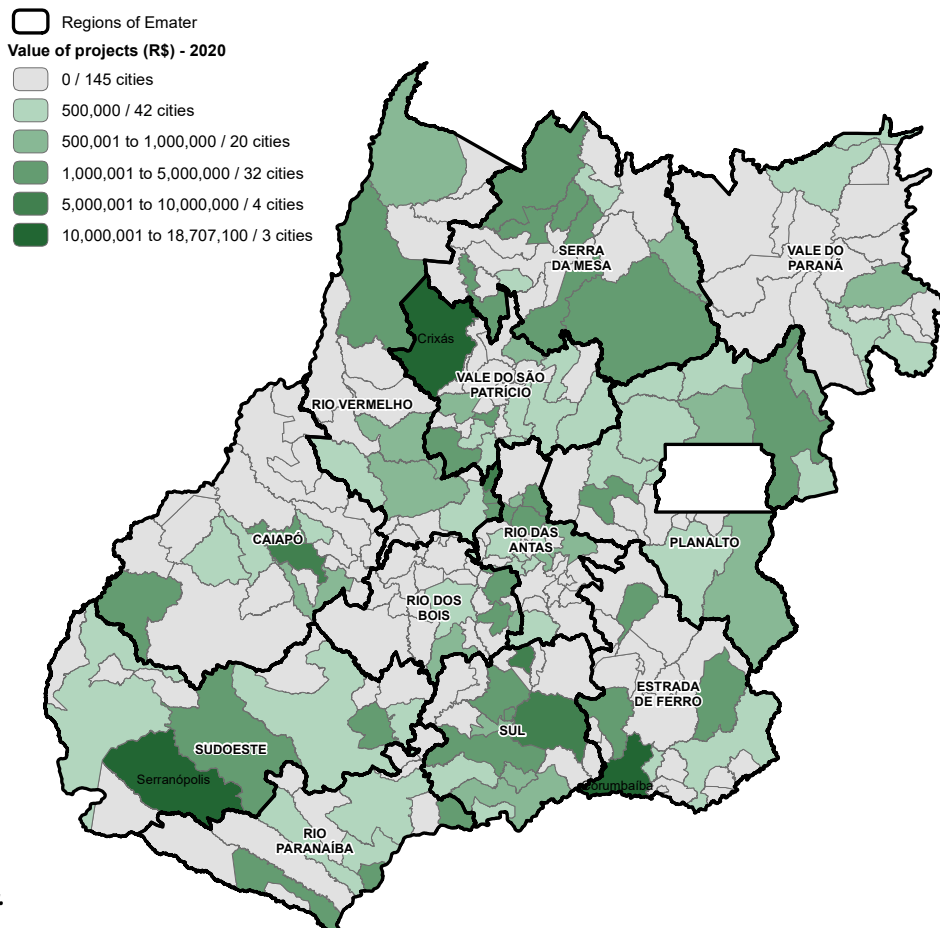
The Agency, through the Rural Credit Control and Monitoring System, is responsible for offering the farmers in Goiás advisory service for credit development projects with financial agents.

IMPORTANT RESULTS IN THE BALANCE SHEET FOR 2020:

2,040 projects carried out by Emater officers along with small rural producers

Amount of **R\$ 161.8 million** loan approved

EMATER: VALUE OF RURAL CREDIT PROJECTS IN THE CITIES OF GOIÁS - 2020



Source: Emater.

SEAPA
Secretaria de
Estado de
Agricultura,
Pecuária e
Abastecimento



**AGRO
DEFESA**
Agência Goiana de Defesa Agropecuária



EMATER
AGÊNCIA GOIANA DE ASSISTÊNCIA TÉCNICA,
EXTENSÃO RURAL E PESQUISA AGROPECUÁRIA



W W W . A G R I C U L T U R A . G O . G O V . B R

© SEAPAGOIAS

SEAPAGOIAS

@GOIASSEAPA

SECRETARIA DE AGRICULTURA DE GOIÁS