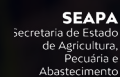


AGRI ^{IN} DATA

OCTOBER 2021



AGRI IN DATA is a Government of Goiás publication, provided by the Secretariat of Agriculture, Livestock and Supply of Goiás State (Seapa). The data collection and editing are under the responsibility of the Market Intelligence Management of the Superintendence of Sustainable and Rural Production, while the Communication Department is in charge of the graphic design, diagramming and reviewing. The photos in this edition are by the Brazilian Confederation of Agriculture and Livestock (CNA) and Brazilian Agricultural Research Corporation (Embrapa).

GOVERNMENT OF GOIÁS

- **GOIÁS STATE GOVERNOR** - Ronaldo Caiado
- **DEPUTY STATE GOVERNOR** - Lincoln Tejota
- **STATE SECRETARY OF AGRICULTURE, LIVESTOCK AND SUPPLY** - Tiago Mendonça
- **SUPERINTENDENT OF SUSTAINABLE AND RURAL PRODUCTION** - Donalvam Maia
- **MARKET INTELLIGENCE MANAGER** - Juliana Dias Lopes
- **HEAD OF SECTOR COMMUNICATION** - Fernando Dantas

INSTITUTIONS UNDER THE JURISDICTION OF SEAPA

- **PRESIDENT OF AGRODEFESA** - José Essado Neto
- **PRESIDENT OF CEASA** - Lineu Olímpio de Souza
- **PRESIDENT OF EMATER** - Pedro Leonardo de Paula Rezende

TECHNICAL STAFF

- Adriano Silva de Faria
- Alan Calixto Alvarenga
- Christiane de Amorim Brandão
- Daniel Almeida Maroclo
- Dhiogo Albert Rosa dos Santos
- Ederson Fleury Fernandes
- João Carlos Kruel Sobrinho
- Juliana Dias Lopes
- Maria José Lira Moura

TRANSLATION

- Christiane de Amorim Brandão
- Daniel Almeida Maroclo

TECHNICAL COOPERATION

- Donalvam Moreira da Costa Maia – **Superintendent of Sustainable and Rural Production /Seapa**
- Renato de Sousa de Faria – **Chief of Staff/Seapa**
- Heloisa Rocha – **Department of Plant Health/Agrodefesa**

MARKETING AND COMMUNICATION STAFF

COMMUNICATION SECTOR – SEAPA

- Denilson de Almeida Sirqueira
- Fernando Dantas
- Fernando Salazar
- Renan Rigo

State Secretariat of Agriculture, Livestock and Supply in Goiás

256 Street, n.52, Setor Leste Universitário, Goiânia (GO) . Zip Code: 74.610-200

Telephone Number: +55 (62) 3201-8935 | www.agricultura.go.gov.br



www.agricultura.go.gov.br



[instagram.com/seapagoias](https://www.instagram.com/seapagoias)



[facebook.com/seapagoias](https://www.facebook.com/seapagoias)



[youtube.com/seapagoias](https://www.youtube.com/seapagoias)



twitter.com/goiasseapa



Agro Goiás

Rice has nutritional and cultural importance worldwide. The Brazilian's daily meals have a special place for rice and served with beans become a classic inseparable dish. This new edition of Agri in Data stood out Goiás rice production. The state is the seventh largest national producer and it is expected to grow in production, planted area and yield.

There is plenty of room to grow. The state's domestic demand is higher than the installed production capacity, and there is a strong global demand as well. Year-to-date (January to August), Venezuela, Bolivia and Peru were the main rice importers from Goiás. In this period, Goiás sold 1.9 thousand tons, ranked as the sixth largest rice exporter, among the states and the Federal District. The volume represents 31.6% more than that sold in the first eight months of 2020.

The Government of Goiás in partnership with the Federal Government has been supporting agriculture, taking actions and public policies, especially in the North, Northeast and Northwest regions. One of the goals is to expand the Luiz Alves Araguaia Irrigation Project (PILAA), ordered by the Governor Ronaldo Caiado, which has the support of the São Francisco and Parnaíba Valley Development Company (Codevasf).

Codevasf is located at the headquarters building of the Secretariat of Agriculture, Livestock and Supply in Goiás State (Seapa), in Goiânia, and has been a partner in several actions. The Codevasp local office has recently been upgraded to a superintendence. The former mayor of Inhumas Abelardo Vaz, born and grown in Goiás, was named as the department leader. This is an important achievement because it shows that the Federal Government understands the Goiás importance in the national scenario and has worked to strengthen this partnership.

In this Agri in Data publication, the reader will also learn details of the State Program of Tomato Pests Control and Prevention, an initiative developed by the Agency for the Agriculture And Livestock Defense In Goiás (Agrodefesa), aiming at establishing sanitary regulations to the tomato crop that is so important in the state.

Agrodefesa is under the jurisdiction of Seapa, as well as the Goiás Supply Centers (Ceasa/GO) and the Agency for Technical Assistance, Rural Extension and Agricultural Research in Goiás (Emater). Together, we bring knowledge, support, technology, protection, infrastructure, credit and opportunities to the Goiás producers. Let's keep it up! Enjoy your reading!



TIAGO MENDONÇA
STATE SECRETARY
OF AGRICULTURE,
LIVESTOCK AND
SUPPLY IN GOIÁS

#ÉPorVocêQueAGenteFaz #OAgroédeTodos #SomosTodosGoiás

CONTENTS

INTRODUCTION 4

LIVESTOCK 6

CATTLE/BEEF 8

PORK/HOGS 9

POULTRY 10

DAIRY 11

CROP PRODUCTION 12

SOYBEAN 14

CORN 15

RICE 16

AGRODEFESA 17

INTRODUCTION

In the international context, members of the European Community are concerned about food security and, in this scenario, Brazilian agriculture turns out to be a key player to supply this market. Thus, agribusiness continues to gain strength after positive exports, gross value of production and employment results.

International agricultural sales for the year-to-date (January to August) totaled US\$ 83.6 billion - an increase of 20.7%, compared to the same period last year. Besides the soybean and meat complexes - which represented 45.7% and 15.7% of this amount - forest products such as cellulose, wood, paper and natural rubber stand out, accounting for 10.7%. In Goiás, during this period, agricultural products exports reached US\$ 5.3 billion, an increase of 12.6% compared to the same period of the previous year (January to August).

Slaughter data from IBGE¹, for the 1st half of 2021, decreased 4.4% in the total cattle carcass weight in the country, compared to the previous year and, on the same comparison, there was an increase of 9.0% and 8.3% for pork and poultry. In the survey, the Institute also pointed out an increase of 0.5% in industrialized milk and 0.7% in egg production in Brazil, compared to the same period of 2020. The Goiás



results were superior to the national ones, with a growth in the volume of carcasses, both for cattle, pork and poultry, which data are available in the highlights of this publication.

In agriculture, total grain production for the 2020/21 season is expected to reach 252.3 million tons – a drop of 1.8% compared to the last crop. In Goiás, production should reach almost 24 million tons – a decrease of 13.8% compared to the previous crop (CONAB²), due to weather problems, which affected mainly the safrinha corn crop. For the next season, INMET³ projects over levels of rain precipitation for October and November in Goiás, reinforcing the favorable expectations for the 2021/22 crop.

The National Gross Value of Agricultural Production (VBP) should be R\$ 1.1 trillion, an increase of 9.7%, compared to 2020. Of this total, R\$ 749.9 billion are from crop production and R\$ 356.5 billion from livestock, 11.9% and 5.4% over the last year (MAPA) - this growth is caused by rise in prices. For Goiás, the VBP projection is to grow 11.4%, reaching R\$ 94.1 billion, in which R\$ 62.5 billion is from crop production - an increase of 10.5% compared to 2020 - and R\$ 31.6 billion from Livestock - 13.3% higher than last year. The soybean production continues as the Goiás highlights, the VBP is estimated at R\$ 35.0 billion - an

increase of 22.9% compared to 2020 - the cattle production VBP projections are the second highest, accounting for R\$ 16.1 billion, up 16.5% compared to the last year.

In the labor activities, CEPEA⁴ data for the second quarter of this year, indicates 18.04 million employment in Brazilian agribusiness - which represents 20.6% of the total employed population. Compared to the second quarter of 2020, the growth is 7.9%, and compared to the first quarter of 2020, 3.6%.

In line with sector dynamism, SEAPA⁵ has been working to strengthen agriculture in the state and highlights programs such as PAA⁶ and Cassava Beer which, by encouraging the development of family farms, has guaranteed income in the countryside and food security to families in vulnerable situations.

1. IBGE – Brazilian Institute of Geography and Statistics
2. CONAB – National Food Supply Company
3. INMET – Brazilian National Institute of Meteorology
4. CEPEA - Center of Advanced Studies on Applied Economics
5. SEAPA - Secretariat of Agriculture, Livestock and Supply of Goiás State
6. PAA - Food Acquisition Program

Source: CEPEA/ CONAB/ IBGE/ MAPA/ Ministry of Economy





IBGE¹ data pointed out a national production of 3.6 million tons of cattle carcass in the first half of 2021. The result represents a drop of 4.4%, compared to the same period in 2020. In the first six months of 2021, Goiás had better performance than the country and produced 381.2 thousand tons carcass, a growth of 11.8% compared to the same period in 2020. The Goiás slaughter survey from the second quarter can be checked in the Cattle highlights, presented in this report.

Beef prices have been declining in the domestic market. At net 30 terms, the average price of CEPEA² Fed Cattle index in São Paulo was R\$ 293.11 per arroba, on September 30 – a monthly negative variation of 6.9%. In Goiás, the IFAG³ bulletin from the last week of September indicated an average price of R\$ 283.10 per arroba⁴. In international trade, Brazilian beef exports continue steady, reaching 1.3 million tons this year (January to August). Global demand for Goiás beef also continues strong and increasing in the year-to-date - see the highlights.




The high input costs have affected the live **swine** price, which increased throughout September. The CEPEA/ESALQ Live Swine Index, in São Paulo, on September 30, was registered at R\$ 7.61/kg. In Goiás, the average price in the last week of September remained at R\$ 7.50/kg. As for the production results, the national pork slaughter for the 1st half of 2021 was 2.4 million tons and grew by 9.0% in the carcass volume, compared to the same period last year (IBGE¹). During this period, Goiás slaughtered more than 95 thousand tons of carcass, an increase of 13.0% - a growth higher than the national average - compared to the first six months of 2020. The slaughter data for the 2nd quarter of the year show that Goiás performance was even better and can be checked in the highlights below. National pork exports decreased in August, however, in the year-to-date results (January to August) there was an increase of 11.2% in the volume traded. The pace of international sales in Goiás, on the other hand, remains stable. The values and volume of exports from Goiás can be checked in the Pork highlights.

1. IBGE – Brazilian Institute of Geography and Statistics

2. CEPEA - Center of Advanced Studies on Applied Economics

3. IFAG - Institute for the Strengthening of Agriculture in Goiás

4. Arroba - a 15-kilo unit of weight that is a commonly used as a benchmark for cattle prices in Brazil





The demand for **poultry** meat continues strong, mainly due to its competitiveness compared to other animal proteins. Despite the high prices of chicken cuts, verified in the CEPEA² monitored locations, the live poultry prices were unchanged in September and registered a monthly average of R\$ 5.94/kg in São Paulo. In Goiás, however, price had a downward trend and, according to the IFAG³ bulletin, closed at R\$ 5.90/kg in September.

IBGE¹ data for the poultry slaughter increased both nationally and in state production. In the first half of this year, 7.3 million tons of poultry carcass were produced in the country - an increase of 8.3%, compared to the first six months of last year. In this same period, Goiás production was 548.2 thousand tons and stood out by presenting a growth of 33.5%, compared to the first half of 2020. Foreign sales of poultry meat in Brazil remain strong, year-to-date (January to August), 3.0 million tons were sold, an increase of 6.9% compared to the same period in 2020. International poultry meat sales in Goiás also registered growth in both value and volume (check in the highlights).



The average price of **milk** paid to producers in Brazil was R\$ 2.38/liter, the highest price recorded in the CEPEA² historical series. The value reflects the low availability of water and pasture. In Goiás, according to the IFAG³ bulletin, the average price on September 30 was R\$ 2.41/liter. According to the Bulletin of Dairy Market in Goiás, in September, there was an increase in the average price of sweetened condensed milk, UHT milk, powdered milk and mozzarella cheese, only powdered cream had a drop, resulting in a total weighted variation of 1.82% in the dairy products basket. The national production of industrialized milk, in the 1st half of this year, reached 12.4 billion liters - an increase of 0.5% compared to the same period in 2020 (IBGE¹). Goiás also presented a growth of 2.1%, recording 1.3 billion liters. In the results only for the 2nd quarter of 2021, however, there was a slight decrease in milk production, compared to the same period of the previous year, both in the country, of 1.0%, and in the state of Goiás (see in the highlights below). Exports, from January to August 2021, reached 28.0 thousand tons, an increase of 37.2% in the volume of dairy products, compared to the same period of the previous year. Brazilian imports kept the pace of growth and, in the same comparison, the country purchased 92.1 thousand tons of dairy products - a volume 10.8% over that one imported last year - mainly from Argentina and Uruguay.

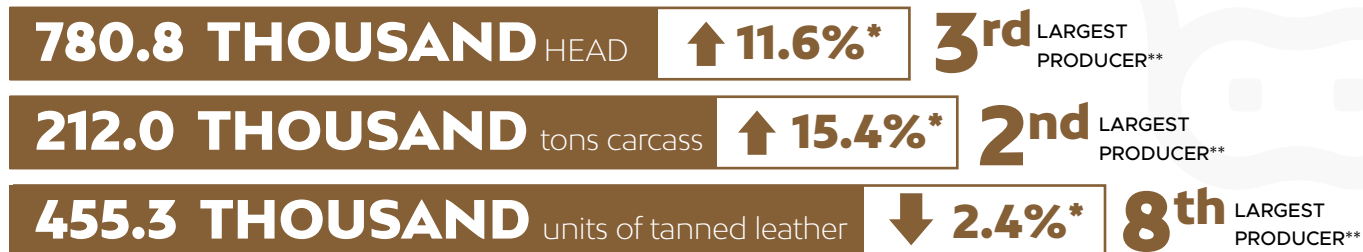
Source: CEPEA-ESALQ/CONAB/IFAG/MAPA/Ministry of Economy.



CATTLE/BEEF

Goías: Cattle Slaughter

2nd quarter of 2021



* Compared to the 2nd quarter of 2020
** Among the states and the Federal District

Goías: Gross Value of Beef Production

Estimate 2021



* Compared to the previous year
** Among the states and the Federal District

Goías: Beef exports

Year-to-date (January to August)



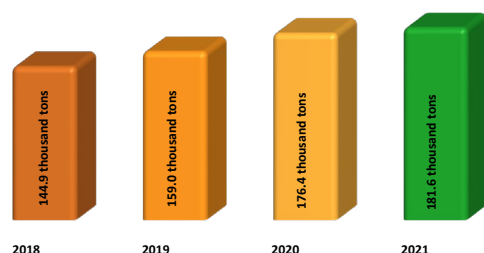
August 2021



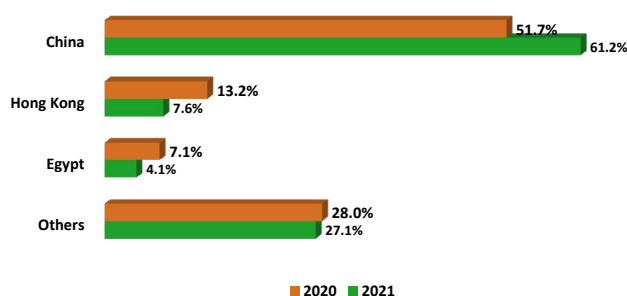
* Compared to the same period of the previous year
** Among the states and the Federal District

GOIÁS: BEEF EXPORTS - YEAR-TO-DATE (JANUARY TO AUGUST)

YEAR-TO-DATE



MAIN DESTINATIONS



Source: CONAB/IFAG/MAPA/Ministry of Economy.

PORK/HOGS

Goiás: Hog Slaughter

2nd quarter of 2021

487.8 THOUSAND HEAD **↑ 17.6%***

47.9 THOUSAND tons carcass **↑ 22.2%***

8th LARGEST EXPORTER**

* Compared to the 2nd quarter of 2020
** Among the states and the Federal District

Goiás: Gross Value of Pork Production

Estimate 2021

R\$ 1.3 BILLION **↓ 2.9%***

8th HIGHEST GROSS VALUE OF PRODUCTION**

4.2% OF THE NATIONAL GROSS VALUE OF PORK PRODUCTION

4.0% OF THE GROSS VALUE OF LIVESTOCK PRODUCTION IN GOIÁS

* Compared to the previous year
** Among the states and the Federal District

Goiás: Pork Exports

Year-to-date (January to August)

US\$ 12.0 MILLION **↑ 29.1%***

7th LARGEST EXPORTER**

7.1 THOUSAND tons **↑ 0.7%***

August 2021

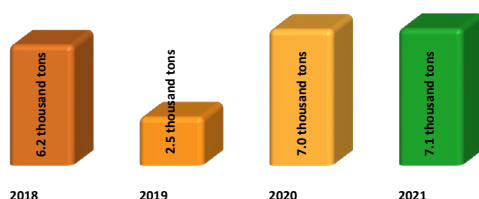
US\$ 1.1 MILLION **↓ 41.5%***

704.2 tons **↓ 49.6%***

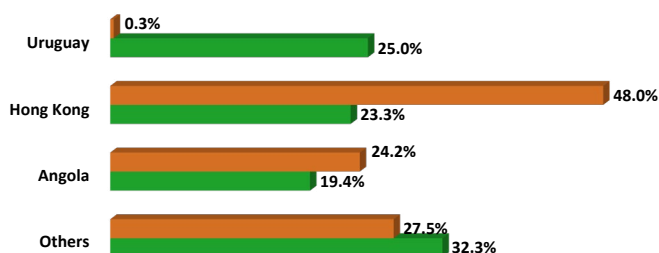
* Compared to the same period of the previous year
** Among the states and the Federal District

GOIÁS: PORK EXPORTS - YEAR-TO-DATE (JANUARY TO AUGUST)

YEAR-TO-DATE



MAIN DESTINATIONS



Fonte: CONAB/IFAG/MAPA/Ministério da Economia.

■ 2020 ■ 2021

POULTRY



Goiás: Poultry Slaughter

2nd quarter of 2021

112.8 MILLION HEAD

↑ **29.5%***

271.9 THOUSAND tons

↑ **42.9%***

6th LARGEST PRODUCER**

* Compared to the 2nd quarter of 2020
** Among the states and the Federal District

Goiás: Gross Value of Poultry Production

Estimate 2021

R\$ 7.7 BILLION

↑ **24.2%***

6th HIGHEST GROSS VALUE OF PRODUCTION**



7.5% OF THE NATIONAL GROSS VALUE OF POULTRY PRODUCTION



24.4% OF THE GROSS VALUE OF LIVESTOCK PRODUCTION IN GOIÁS

* Compared to the previous year
** Among the states and the Federal District

Goiás: Poultry Meat Exports

Year-to-date (January to August)

US\$ 265.7 MILLION

↑ **17.4%***

4th LARGEST EXPORTER**

144.7 THOUSAND tons ↑ **2.8%***

August 2021

US\$ 34.5 MILLION

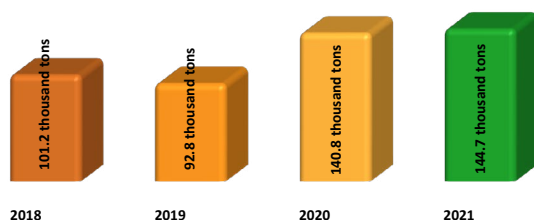
↑ **17.0%***

18.0 THOUSAND tons ↓ **6.9%***

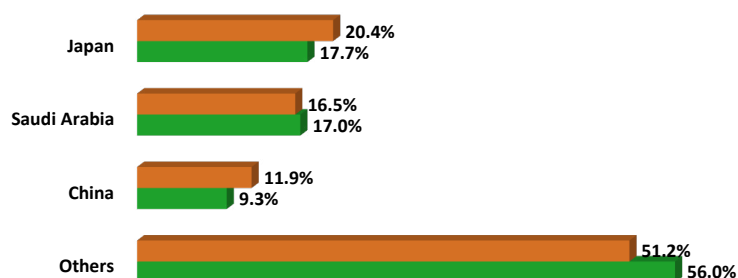
* Compared to the same period of the previous year
** Among the states and the Federal District

GOIÁS: POULTRY MEAT EXPORTS - YEAR-TO-DATE (JANUARY TO AUGUST)

YEAR-TO-DATE



MAIN DESTINATIONS



Source: CONAB/IFAG/MAPA/Ministry of Economy.

■ 2020 ■ 2021

DAIRY



Goiás: Processed Fluid Milk

2nd quarter of 2021

575.0 MILLION liters

↓ **0.4%***

6th LARGEST PRODUCER**



SHARE OF **9.9%** OF THE NATIONAL PRODUCTION

* Compared to the 2nd quarter of 2020
** Among the states and the Federal District

Goiás: Gross Value of Milk Production

Estimate 2021

R\$ 5.5 BILLION

↓ **0.6%***

6th HIGHEST GROSS VALUE OF PRODUCTION**



11.1% OF THE NATIONAL GROSS VALUE OF MILK PRODUCTION



17.5% OF THE GROSS VALUE OF LIVESTOCK PRODUCTION IN GOIÁS

* Compared to the previous year
** Among the states and the Federal District

Goiás: Dairy exports

Year-to-date (January to August)

US\$ 627.8 THOUSAND

↓ **7.2%***

8th LARGEST EXPORTER**

253.8 tons ↓ **19.3%***

August 2021

US\$ 70.7 THOUSAND

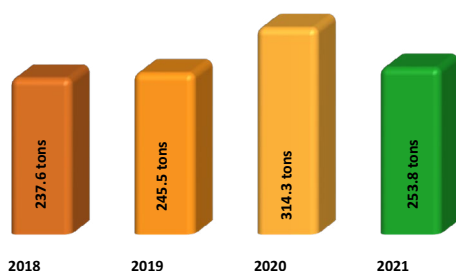
↓ **35.4%***

32.2 tons ↑ **6.0%***

* Compared to the same period of the previous year
** Among the states and the Federal District

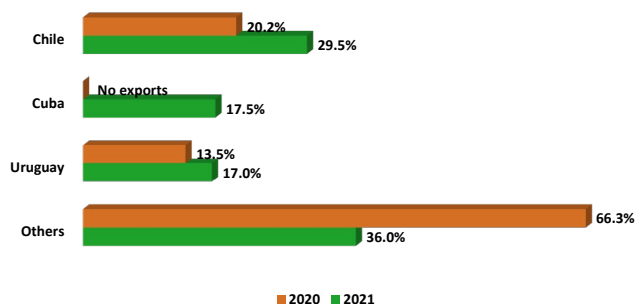
GOIÁS: DAIRY EXPORTS - YEAR-TO-DATE (JANUARY TO AUGUST)

YEAR-TO-DATE



Source: CONAB/IFAG/MAPA/Ministry of Economy.

MAIN DESTINATIONS



■ 2020 ■ 2021



Soybean prices fluctuated throughout September and, according to ESALQ/BM&F Bovespa-Paranaguá index, the value on 09/24/2021 was R\$ 173.73, a positive monthly variation of 4.1%. In Goiás, according to IFAG¹ bulletin, the average price of soybeans closed at R\$ 165.30/bag in the first fortnight of September. The Brazilian soybean complex exports reached 85.5 million tons, in the year-to-date (January to August), a decrease of 2.0% compared to the same period in 2020. Goiás exports had a similar downward trend to the country (see in the Soybean highlights).



CONAB² projects national **corn** production at 85.7 million tons, a decrease of 16.4% compared to the previous crop, which affected the availability of the cereal in the domestic market. Safrinha corn was severely impacted by weather problems, reflecting a substantial drop in yield in the country and in Goiás. Cereal prices fell during September and, according to the ESALQ/BM&FBovespa index, the bag of 60 kg of corn, on 09/27/2021, closed at R\$ 91.18 - negative monthly variation of 3.8%. In Goiás, according to IFAG¹, the average price in the first fortnight of September was R\$ 79.79. In international trade, Brazilian exports decreased 25.9%, year-to-date (January to August), compared to the same period of 2020, volume of 10.0 million tons. On the other hand, grain imports are still strong and had a significant increase of 112.3% in the volume purchased by the country this year (January to August), compared to 2020. In the state of Goiás, international sales of the grain also decreased the volume traded (see the data in the highlights below).





The performance of the 2020/21 Brazilian **rice crop** was positive and grew not only in production, an estimate over 5.0% compared to the previous season, but also 4.3% up in yield. In all, 7.0 tons of grain per hectare were harvested in the country, which resulted in 11.7 million tons - 92.2% were produced using the irrigation system. Likewise, the country, more than 90% of rice crops in Goiás are irrigated and the production growth rate was higher than the national one (check the Rice highlights for Goiás). In the domestic market, there was a downward trend in prices, driven by a decrease in paddy rice sales in the wholesale and retail market (CEPEA³). According to the ESALQ/SENAR-RS index, the bag of 50 kg, type 1 rice closed on 09/28/2021 at R\$ 74.31, a negative monthly variation of 2.7%. In the regional market, Goiás average's price was R\$ 78.50 on the last day of September. In international trade, Brazil exported 503.2 thousand tons of rice, year-to-date (January to August), destined to Peru, Netherlands, Gambia, among others. In imports, on the other hand, 546.2 thousand tons were purchased by Brazil, an increase of 30.8% in the year-to-date (January to August), in which 64.0% came from Paraguay.

1. IFAG - Institute for the Strengthening of Agriculture in Goiás
2. CONAB – National Food Supply Company
3. CEPEA - Center of Advanced Studies on Applied Economics

SOURCE: CEPEA-ESALQ/CONAB/IFAG/MAPA/Ministry of Economy.



SOYBEAN

Goiás: Soybean Crop - 2020/21

Estimate

13.7 MILLION tons ↑ **4.3%***

4th LARGEST PRODUCER**



SHARE OF **10.1%** OF THE NATIONAL PRODUCTION

3.7 MILLION
hectares ↑ **4.2%***

AVERAGE YIELD:
3.7 ton/ha ↑ **0.1%***

* Compared to the previous crop
** Among the states and the Federal District

Goiás: Gross Value of Soybean Production

Estimate 2021

R\$ 35.0 BILLION ↑ **22.9%***

4th HIGHEST GROSS VALUE OF PRODUCTION**



9.6% OF THE NATIONAL GROSS VALUE OF SOYBEAN PRODUCTION



56.0% OF THE GROSS VALUE OF CROP PRODUCTION IN GOIÁS

* Compared to the previous year
** Among the states and the Federal District

Goiás: Soybean Complex Exports

Year-to-date (January to August)

US\$ 3.5 BILLION ↑ **17.0%***

8.0 MILLION tons ↓ **7.2%***

4th LARGEST EXPORTER**

August 2021

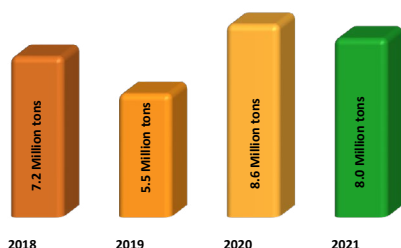
US\$ 221.9 MILLION ↓ **18.1%***

456.8 THOUSAND tons ↓ **40.1%***

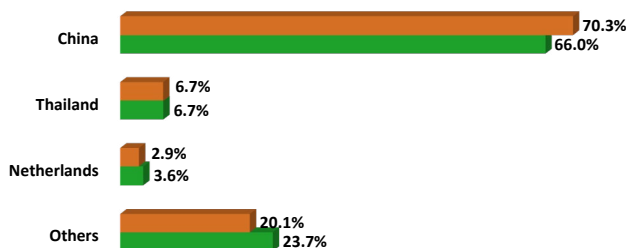
* Compared to the same period of the previous year
** Among the states and the Federal District

GOIÁS: SOYBEAN COMPLEX EXPORTS - YEAR-TO-DATE (JANUARY TO AUGUST)

YEAR-TO-DATE



MAIN DESTINATIONS



Source: CONAB/MAPA/Ministry of Economy.

■ 2020 ■ 2021

CORN



Goiás: Total Corn Crop - 2020/21

Estimate

8.4 MILLION tons ↓ **33.2%***

3rd LARGEST PRODUCER**



SHARE OF **9.8%** OF THE NATIONAL PRODUCTION

1.8 MILLION hectares ↓ **3.8%***

AVERAGE YIELD: **4.6 ton/ha** ↓ **30.5%***

* Compared to the previous crop

** Among the states and the Federal District

Goiás: Gross Value of Corn Production

Estimate 2021

R\$ 12.0 BILLION ↓ **0.2%***

3rd HIGHEST GROSS VALUE OF PRODUCTION **



9.8% OF THE NATIONAL GROSS VALUE OF CORN PRODUCTION



19.3% OF THE GROSS VALUE OF CROP PRODUCTION IN GOIÁS

* Compared to the previous year

** Among the states and the Federal District

Goiás: Corn Exports

Year-to-date (January to August)

US\$ 85.7 MILLION ↓ **65.1%***

3rd LARGEST EXPORTER**

447.9 THOUSAND tons ↓ **70.8%***

August 2021

US\$ 38.5 MILLION ↓ **72.5%***

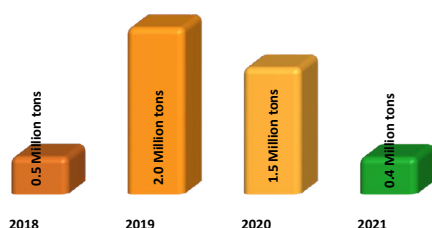
210.4 THOUSAND tons ↓ **76.1%***

* Compared to the same period of the previous year

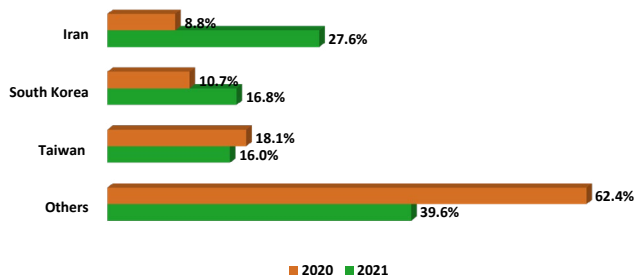
** Among the states and the Federal District

GOIÁS: CORN EXPORTS - YEAR-TO-DATE (JANUARY TO AUGUST)

YEAR-TO-DATE



MAIN DESTINATIONS



Source: CONAB/MAPA/Ministry of the Economy.

■ 2020 ■ 2021

RICE



Goiás: Total Rice Crop - 2020/21

Estimate

130.9 THOUSAND tons ↑ **8.7%***

7th LARGEST PRODUCER**



SHARE OF **1.1%** OF THE NATIONAL PRODUCTION

24.2 THOUSAND hectares ↑ **7.1%***

AVERAGE YIELD: **5.4 ton/ha** ↑ **1.5%***

* Compared to the previous crop
** Among the states and the Federal District

Goiás: Gross Value of Rice Production

Estimate 2021

R\$ 242.7 MILLION ↑ **27.7%***

7th HIGHEST GROSS VALUE OF PRODUCTION **



1.2% OF THE NATIONAL GROSS VALUE OF RICE PRODUCTION



0.4% OF THE GROSS VALUE OF CROP PRODUCTION IN GOIÁS

* Compared to the previous year
** Among the states and the Federal District

Goiás: Rice Exports

Year-to-date (January to August)

US\$ 925.7 THOUSAND ↑ **9.4%***

1.9 THOUSAND tons ↑ **31.6%***

6th LARGEST EXPORTER**

August 2021


US\$ 187.5 THOUSAND ↑ **612.0%***

311.4 tons ↑ **456.3%***

* Compared to the same period of the previous year
** Among the states and the Federal District

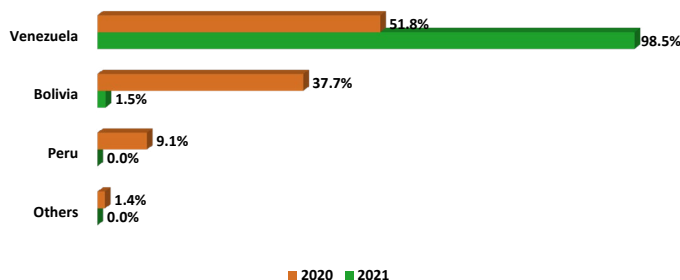
GOIÁS: RICE EXPORTS - YEAR-TO-DATE (JANUARY TO AUGUST)

YEAR-TO-DATE



Source: CONAB/MAPA/Ministry of Economy.

MAIN DESTINATIONS



State Program of Tomato Pests Control and Prevention

Tomato crop stands out in the state not only for the volume produced, which was estimated at 976.4 thousand tons (IBGE, 2021) - second largest national producer - as well as for the socioeconomic importance of the supply chain in Goiás.

The whitefly (*Bemisia tabaci*, biotype B) is an important vector of the geminivirus - the viruses infecting tomato crops - which causes direct and indirect production losses and serious economic costs to farmers and to the state. In order to promote a conscious and technical use of pesticides, using environmental sustainability for workers' and consumers' health, Agrodefesa instituted the Tomato Pests Control and Prevention State Program.

Thus, the Tomato Program monitors the planted areas aiming at establishing phytosanitary actions and measures to prevent and control the whitefly in Goiás.

THE PHYTOSANITARY MANDATORY MEASURES:

- **Online properties and producing tomato areas registration** - The registration of the property(ies) and producing tomato area(s) must be made at each new planting, on the Agricultural Defense System of Goiás - SIDAGO, through Agrodefesa website (www.agrodefesa.go.gov.br), up to 15 days after transplanting;
- **To eliminate last season's tomato crop residues within 10 days after harvesting each planted area;**
- **To destroy voluntary tomato plants immediately after emergence;**
- **Online registration of seedling nurseries;**
- **Seedling production in a netting place.**

Planting and Transplanting Schedule

The tomato seedlings transplanting period for crops intended for the industry and for some cities that produce fresh tomatoes is established by the State Normative Instruction N° 06/2011. The calendar aims at not to allow tomato plants from November to January, a spread period of whitefly in key growing areas of the state.

SEEDLING TRANSPLANTING PERIOD:

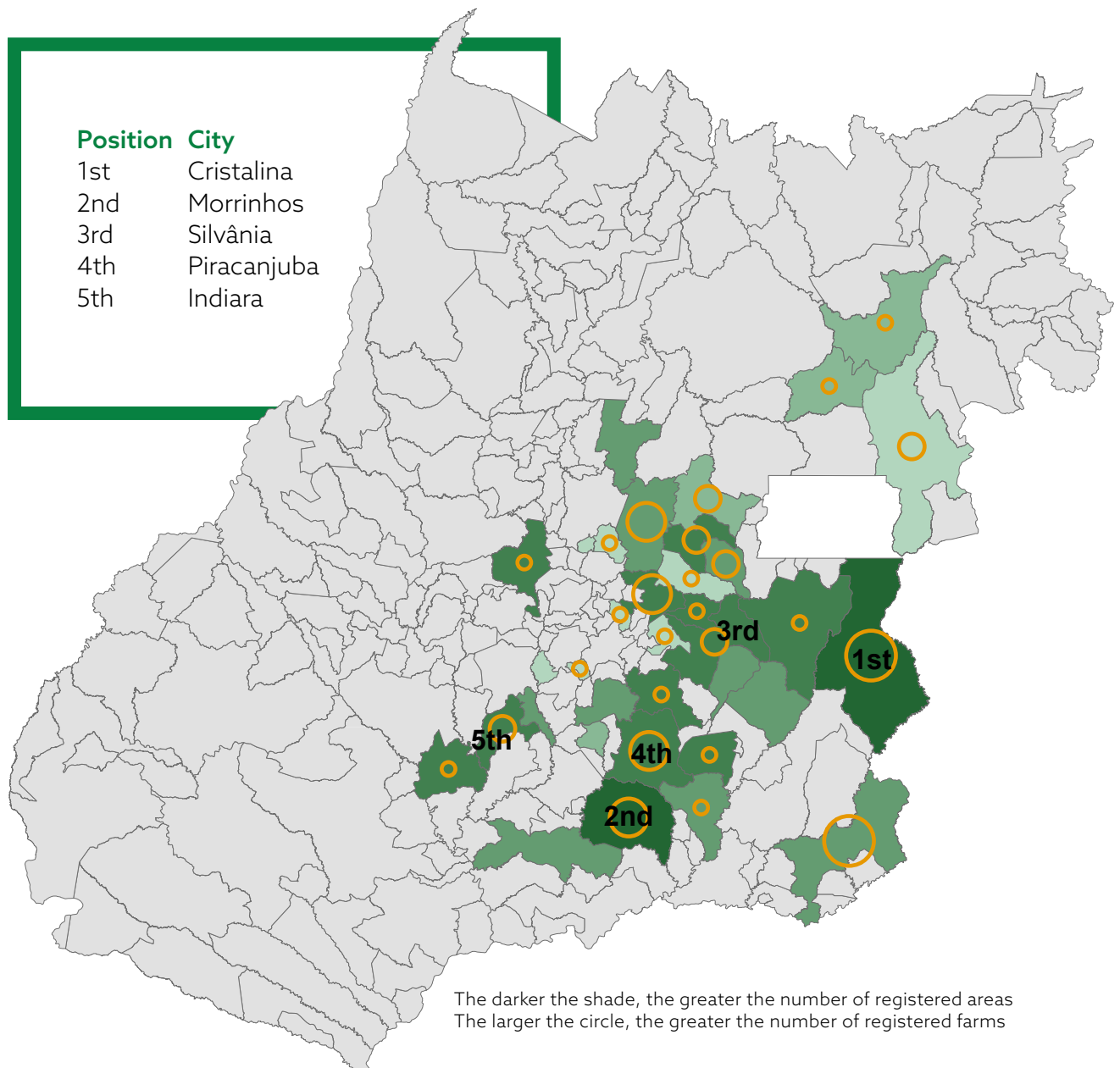
- For **fresh tomatoes** to be transplanted in the cities of Morrinhos*, Itaberaí, Turvânia, Cristalina, Luziânia, Silvânia, Orizona, Vianópolis, Palmeiras de Goiás, Piracanjuba and Goianésia, tomato planting should only occur from February 1 through June 30;
- For **ground tomatoes**, the period allowed for transplanting in the state of Goiás is from February 1 through June 30.

*Note: The city of Morrinhos has two geographic microregions (Southern Microregion and Northern Microregion) with specific periods for tomatoes planting/transplanting, fresh or ground. These periods change every growing season (Normative Instruction N° 002, of January 31, 2008 and Normative Instruction N° 02, of March 22, 2021).

TOMATO PROGRAM EXPECTATIONS FOR 2022:

- To mitigate the whitefly population and consequently the geminiviruses transmission;
- To reduce the source of virus inoculum for coming plantings;
- To decrease the pest spread and input cost for the farmers;
- To reduce the exposure of rural employees to chemical pesticides that are harmful to health;
- To decrease the use of pesticides and their environment impact;
- To minimize yield and fruit quality losses caused by geminiviruses.

GOIÁS: AREAS OF TOMATO CROPS REGISTERED ON SIDAGO/AGRODEFESA



Source: Agrodefesa, 2021

SEAPA
Secretaria de Estado
de Agricultura,
Pecuária e
Abastecimento



www.agricultura.go.gov.br



[instagram.com/seapagoias](https://www.instagram.com/seapagoias)



[facebook.com/seapagoias](https://www.facebook.com/seapagoias)



[youtube.com/seapagoias](https://www.youtube.com/seapagoias)



twitter.com/goiasseapa



Agro Goiás