

AGRI IN DATA

APRIL 2020



SEAPA
Secretaria de
Estado de
Agricultura,
Pecuária e
Abastecimento



AGRI IN DATA is a Government of Goiás publication, provided by the Secretariat of Agriculture, Livestock and Supply of Goiás State (Seapa). The data collection and editing are under the responsibility of the Market Intelligence Management of the Superintendence of Sustainable and Rural Production, while the Communication Department is in charge of the graphic design, diagramming and reviewing. The photos in this edition are by the Brazilian Confederation of Agriculture and Livestock (CNA) and Brazilian Agricultural Research Corporation (Embrapa).

GOVERNMENT OF GOIÁS

■ GOIÁS STATE GOVERNOR

Ronaldo Caiado

■ DEPUTY STATE GOVERNOR

Lincoln Tejota

■ STATE SECRETARY OF AGRICULTURE, LIVESTOCK AND SUPPLY

Antônio Carlos de Souza Lima Neto

■ SUPERINTENDENT OF SUSTAINABLE AND RURAL PRODUCTION

Donalvam Maia

■ MARKET INTELLIGENCE MANAGER

Juliana Dias Lopes

■ HEAD OF SECTOR COMMUNICATION

Fernando Dantas

INSTITUTIONS UNDER THE JURISDICTION OF SEAPA

■ PRESIDENT OF AGRODEFESA

José Essado Neto

■ PRESIDENT OF CEASA

Vanuza Valadares

■ PRESIDENT OF EMATER

Pedro Leonardo de Paula Rezende

State Secretariat of Agriculture, Livestock and Supply in Goiás

256 Street, n.52, Setor Leste Universitário, Goiânia (GO)

Zip Code: 74.610-200

Telephone Number: +55 (62) 3201-8935

www.agricultura.go.gov.br

📍 SEAPAGOIAS

📘 SEAPAGOIAS

🐦 @GOIASSEAPA

📺 SECRETARIA DE AGRICULTURA DE GOIÁS

PRESENTATION

This is a moment that requires care and extreme attention in order to ensure the safety and the health conditions of the population, since we live unprecedented days caused by the new coronavirus pandemic (Covid-19). It is necessary to avoid agglomerations, maintain isolation in the quarantine period and take containment actions, such as those that the Government of Goiás has adopted, aiming to prevent the virus dissemination and further contaminations.

Equally important, it is imperative to guarantee the food supply for the whole society, which turns the agriculture an even more relevant issue, once it is responsible for producing and taking the food that reaches everyone's table. The agricultural production will not stop its activities in Goiás State, the sector will keep the production flow, the productivity, industrialization and commercialization services, as well as all the possible measures of care in the cities and in the countryside.

This edition of Agri in Data brings information that confirms the relevance of agriculture in providing the food supply for the state and for the country, and also for the regional development, job creation and income generation in Goiás. These data reveal the resumption of exports to China, the estimated growth of GVP 2020, compared to 2019, the prospects for the crop, emphasizing the soybeans, and the role of the institutions under our jurisdiction - Emater, Agrodefesa and Ceasa - during this critical period.

It is necessary to reinforce the commitment of the Government of Goiás, on behalf of Governor Ronaldo Caiado, in taking care of the population health and in guaranteeing the food security for all.

Enjoy your reading!



ANTÔNIO CARLOS DE SOUZA LIMA NETO

STATE SECRETARY OF AGRICULTURE, LIVESTOCK AND SUPPLY IN GOIÁS



ECONOMY

GOIÁS

4TH QUARTER 2019 GDP

growth of **2.3%***

AGRICULTURE 4TH QUARTER 2019

growth of **14.1%***

2019 GDP

growth of **2.5%***

AGRICULTURE 2019

growth of **4.1%***

*compared to 2018.

Source: IBGE, 2020.
Accessed on March 10, 2020.



BRAZIL

4TH QUARTER 2019 GDP

growth of **1.7%***

AGRICULTURE 4TH QUARTER 2019

growth of **0.4%***

2019 GDP

growth of **1.1%***

AGRICULTURE 2019

growth of **1.3%***

*compared to 2018

Source: IBGE.
Accessed on March 4, 2020.

GROSS VALUE OF AGRICULTURAL PRODUCTION

ESTIMATE FOR 2020

GOIÁS

GVP R\$ 56,672,709,704.89 ↑ 12%*

GOIÁS GVP ACCOUNTS FOR **8.3%** OF THE NATIONAL GVP

6TH IN THE NATIONAL RANKING

LIVESTOCK GVP

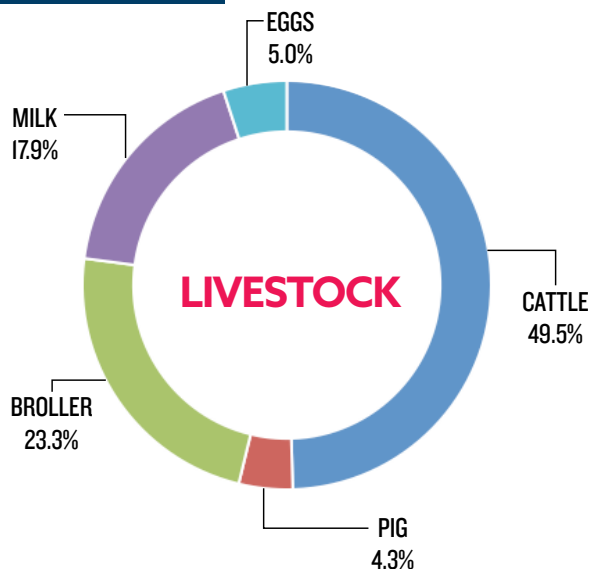
R\$ 19,544,955,435.96 ↑ 9.8%*

LIVESTOCK GVP ACCOUNTS FOR **34.5%** OF GOIÁS GVP

HIGHLIGHTS:

CATTLE R\$ 9,681,924,751.49 ↑ 19.2%*

PIG R\$ 831,200,126.01 ↑ 14.6%*

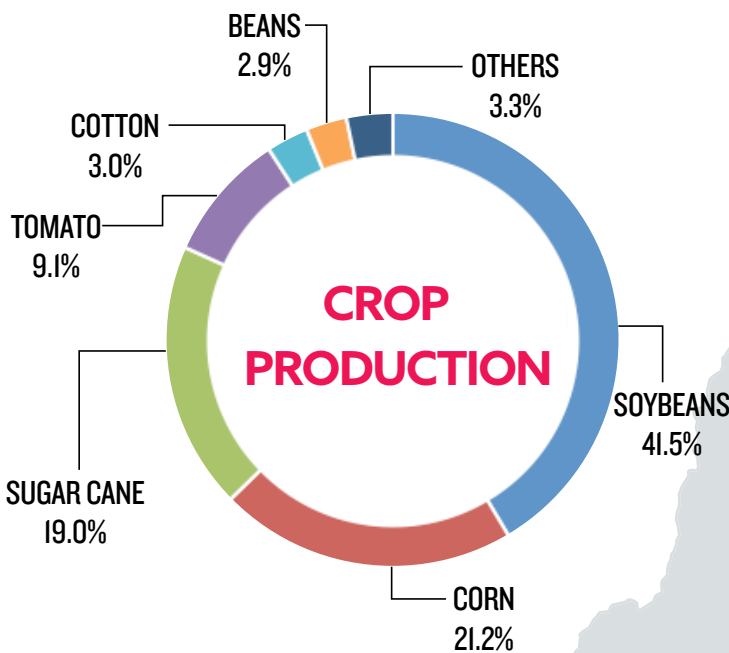


*compared to 2019



CROP PRODUCTION GVP

R\$ 37,127,754,268.93 ↑ 13.1%*



CROP PRODUCTION GVP ACCOUNTS FOR **66.5%** OF GOIÁS GVP

HIGHLIGHTS:

CORN R\$ 7,887,806,170.18 ↑ 29.9%* **3RD LARGEST GVP IN THE COUNTRY**

SOYBEAN R\$ 15,398,671,119.99 ↑ 19.3%* **4TH LARGEST GVP IN THE COUNTRY**

SUGAR CANE R\$ 7,061,704,596.29 ↑ 4.9%* **2ND LARGEST GVP IN THE COUNTRY**

BEANS R\$ 1,071,855,797.82 ↓ 9.3%* **3RD LARGEST GVP IN THE COUNTRY**

TOMATO R\$ 3,388,326,939.20 ↓ 3.3%* **1ST LARGEST GVP IN THE COUNTRY**

Goiás accounts for **33.5%** of the tomato GVP in the country

WHEAT R\$ 151,432,821.53 ↑ 122.7%* **FROM 6TH TO 5TH LARGEST GVP IN THE COUNTRY**

*compared to 2019

Source: MAPA
Accessed on March 16, 2020



CROP

GOIÁS

ESTIMATE

CONAB - 6TH GRAIN CROP SURVEY - 2019/2020

24,535.4 thousand tons of grains

3rd largest in grain productivity in the country: **4,262** kg/ha

HIGHLIGHTS IN PRODUCTION GROWTH

SOYBEAN

12,053.3 thousand tons

↑ **5.4%***

COTTONSEED

110.8 thousand tons

↑ **5.2%***

WHEAT

172.4 thousand tons

↑ **8.6%***

* compared to 2018/2019 Crop

Source: Conab
Accessed on March 10, 2020.



PRODUCTION



CORN

10,824.7 THOUSAND TONS



SORGHUM

925.3 THOUSAND TONS



BEANS

302.0 THOUSAND TONS



RICE

112.1 THOUSAND TONS

Source: Conab
Accessed on March 10, 2020.

IBGE QUARTER SURVEYS - 2019

ANIMAL SLAUGHTERING

CATTLE

BRAZIL 32,436,451 heads slaughtered

↑ 1.2% compared to 2018

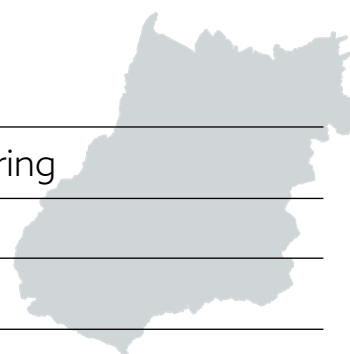


GOIÁS 3,008,205 heads slaughtered

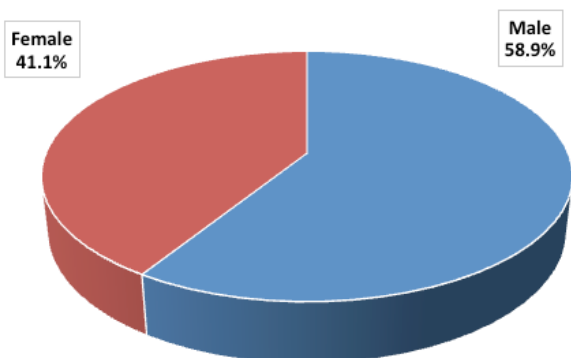
Accounting for 9.3% of the national slaughtering

782,912,643 kg of carcass weight

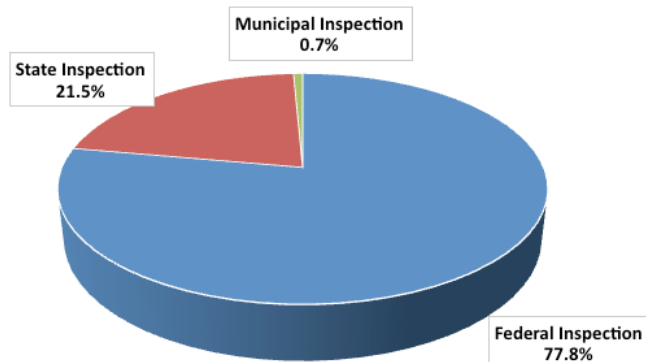
Average of 260.3 kg carcass/head



CATTLE SLAUGHTERING ACCORDING TO THE SEX - GOIÁS



CATTLE SLAUGHTERING ACCORDING TO THE INSPECTION SERVICE - GOIÁS



Source: IBGE, 2020.



SWINES

BRAZIL

46,330,913 heads slaughtered

↑ **4.5%** compared to 2018



GOIÁS

1,984,108 heads slaughtered

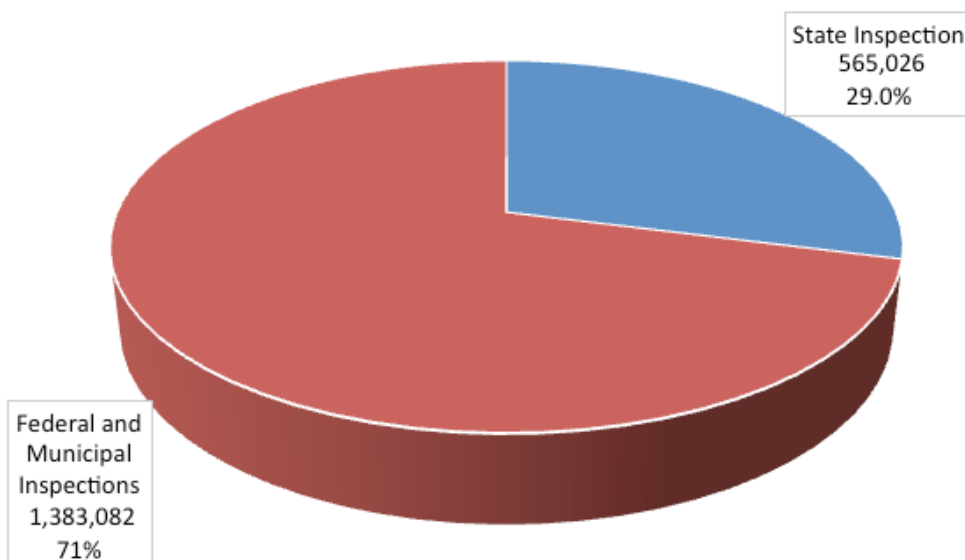
Accounting for **4.2%** of the national slaughtering

177,908,670 kg of carcass weight

↑ **5.1%** higher than in 2018



SWINE SLAUGHTERING WITH INSPECTION SERVICE IN 2019



Source: IBGE, 2020.

IBGE QUARTER SURVEYS - 2019

ANIMAL SLAUGHTERING

BROILERS

BRAZIL 5,805,392,543 heads

↑ 1.9% compared to 2018



GOIÁS 406,473,647 heads

Accounting for **7.0%** of the national slaughterering

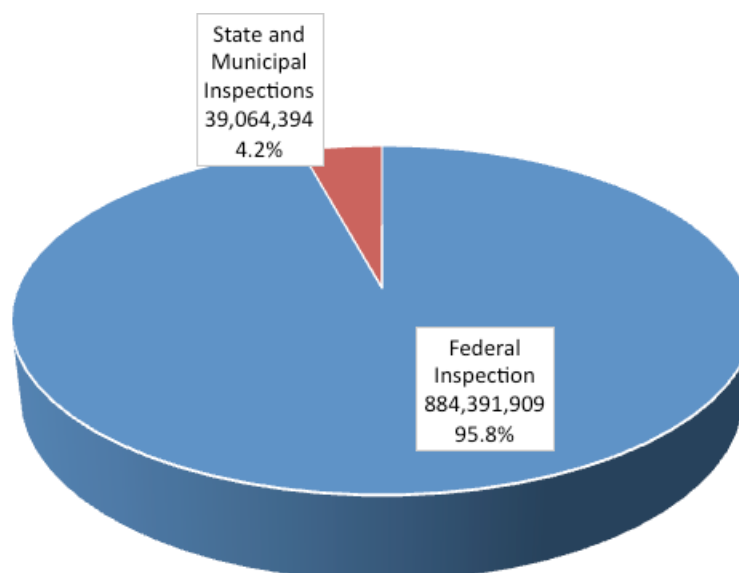
↑ 3.8% higher than in 2018

923,456,303 kg of carcass weight

↑ 2.8% higher than in 2018



BROILERS SLAUGHTERING WITH INSPECTION SERVICE IN 2019



Source: IBGE, 2020.



QUARTER SURVEY OF THE LEATHER

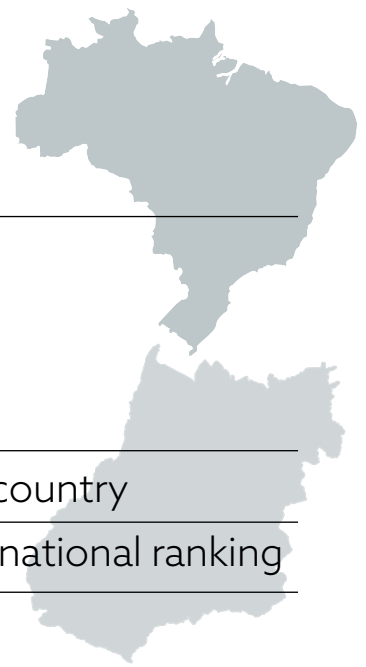
TANNED LEATHER OF CATTLE - 2019

BRAZIL 32,795,565 units

GOIÁS 3,024,004 units

Accounting for **9.2%** of the total in the country

Goiás is the **4th** largest producer in the national ranking



QUARTER SURVEY OF THE CHICKEN EGGS PRODUCTION

CHICKEN EGGS - 2019

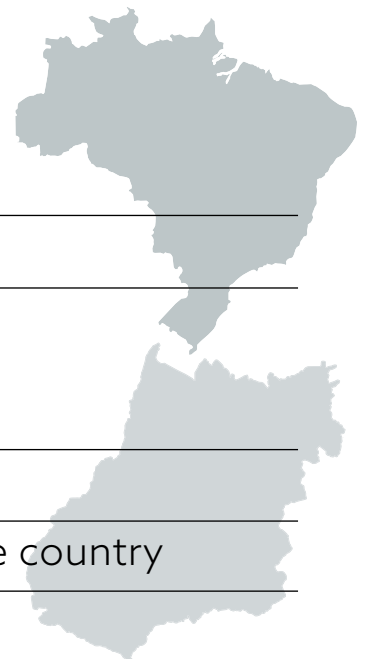
BRAZIL 46,003,980,000 units

↑ **6.3%**, compared to 2018

GOIÁS 2,625,864,000 units

↑ **6.4%**, compared to 2018

Accounting for **5.7%** of the total in the country



IBGE QUARTER SURVEYS - 2019

QUARTER SURVEYS OF THE MILK

RAW MILK - 2019

BRAZIL

25,010,285,600 liters

↑ **2.3%** compared to 2018

GOIÁS

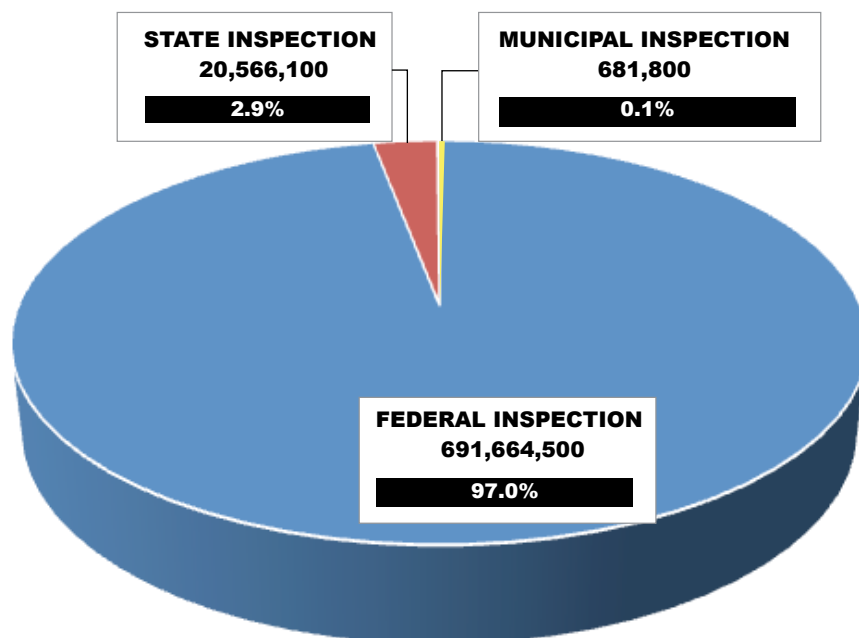
2,638,341,500 liters

Accounting for **10.5%** of the total in the country

↑ **4.5%** compared to 2018

↑ **27.4%** of the state inspections, 4th quarter of 2019 compared with 4th quarter of 2018

RAW MILK PRODUCTION ACCORDING TO THE KIND OF INSPECTION SERVICE - 4TH QUARTER OF 2019



Source: IBGE, 2020.



INTERNATIONAL MARKET

GOIÁS

FEBRUARY 2020

TOTAL EXPORTS US\$ 401,717,615.00

TOTAL IMPORTS US\$ 263,611,175.00

TRADE SURPLUS US\$ 138,106,440.00

Agribusiness exports:
US\$ 253,187,382.00

Accounting for **4.0%**
of the national
agribusiness exports

**AGRIBUSINESS SHARE
IN GOIÁS EXPORTS**

63.0%



INTERNATIONAL MARKET ▾

HIGHLIGHTS

FEBRUARY COMPARED TO JANUARY 2020

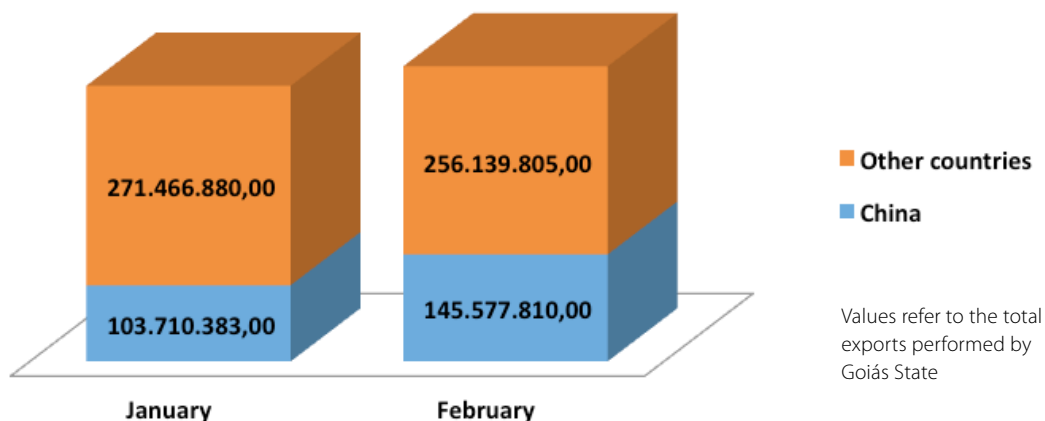
↑ **7.1%** OF THE TOTAL EXPORTED VALUE

**RESUMPTION OF
SOYBEAN COMPLEX
EXPORTS**

US\$ 114,013,468.00

↑ **198.2%** of the exported value amount

HIGHLIGHT FOR CHINA



DAIRY PRODUCTS

US\$ 87,397.00

↑ **8.8%** of the exported value

COFFEE

US\$ 1,784,872.00

786,510.00 kg



GOIÁS

JANUARY TO FEBRUARY 2020

US\$ 776,894,878.00

133 COUNTRIES

22 more countries than in the same period of 2019

451 PRODUCTS

43 more products than in the same period of 2019

CHINA

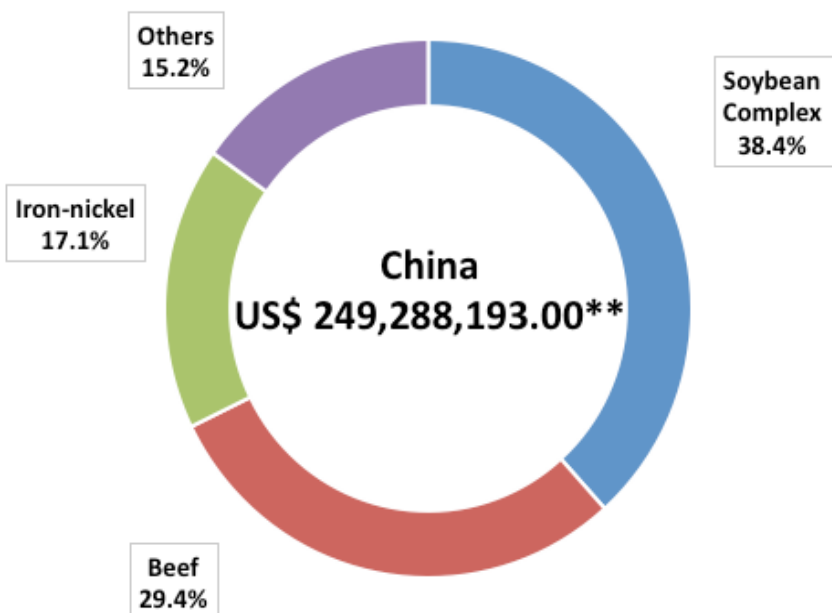
32.1%

OF THE TOTAL EXPORTS

BEEF ↑ 29.5%*

CHICKEN CUTS AND

OFFAL ↑ 91.2%*



* Compared to 2019

** Total exports (all products)



INTERNATIONAL MARKET ▶

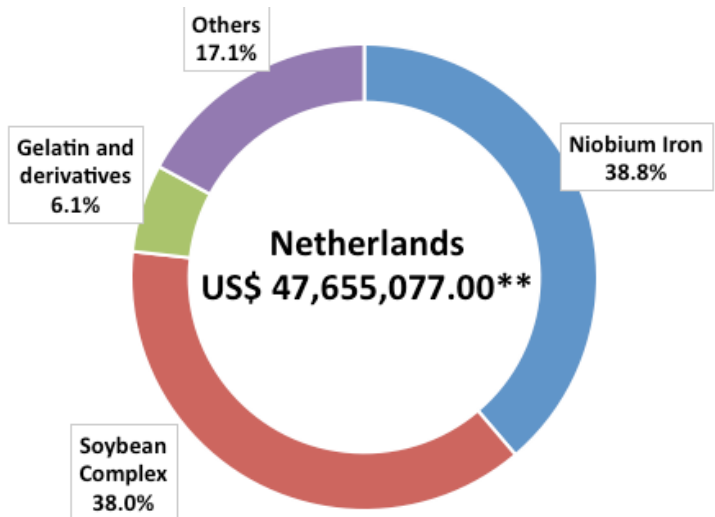
NETHERLANDS

26

EXPORTED PRODUCTS

BEEF ↑ 92.2%*

GELATIN AND DERIVATIVES ↑ 72.2%*



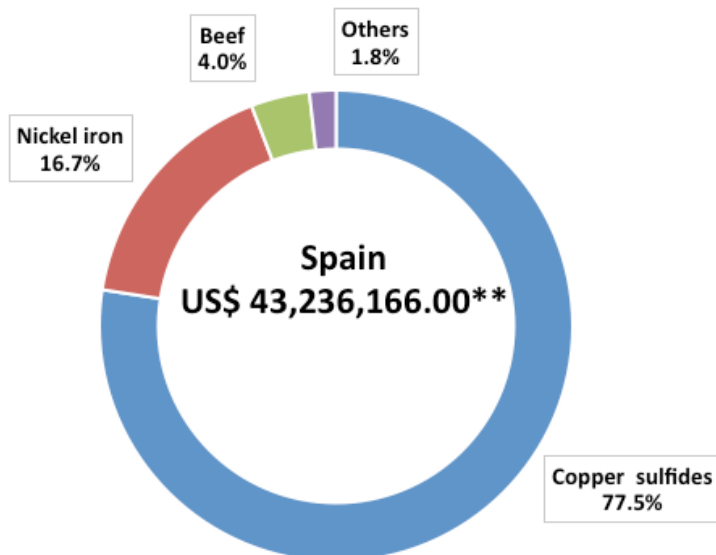
SPAIN

14

EXPORTED PRODUCTS

SUGAR ↑ 183.5%*

GELATIN AND DERIVATIVES ↑ 72.2%*



UNITED STATES

101

EXPORTED PRODUCTS

US\$ 39,168,591.00

CATTLE LEATHER
↑ 37.8%*

* Compared to 2019

** Total exports (all products)

Fonte: Ministry of Economy, Special Secretariat for Foreign Trade and International Affairs, ComexStat. Accessed between March 05 and 26, 2020. Ministry of Agriculture, Livestock and Supply, Agrostat. Accessed between February 16 and 26/2020.

GOIÁS AGENCY FOR TECHNICAL ASSISTANCE, RURAL EXTENSION AND AGRICULTURE RESEARCH - EMATER

FIRST TWO MONTHS OF 2020

11,511

ASSISTANCE SERVICES

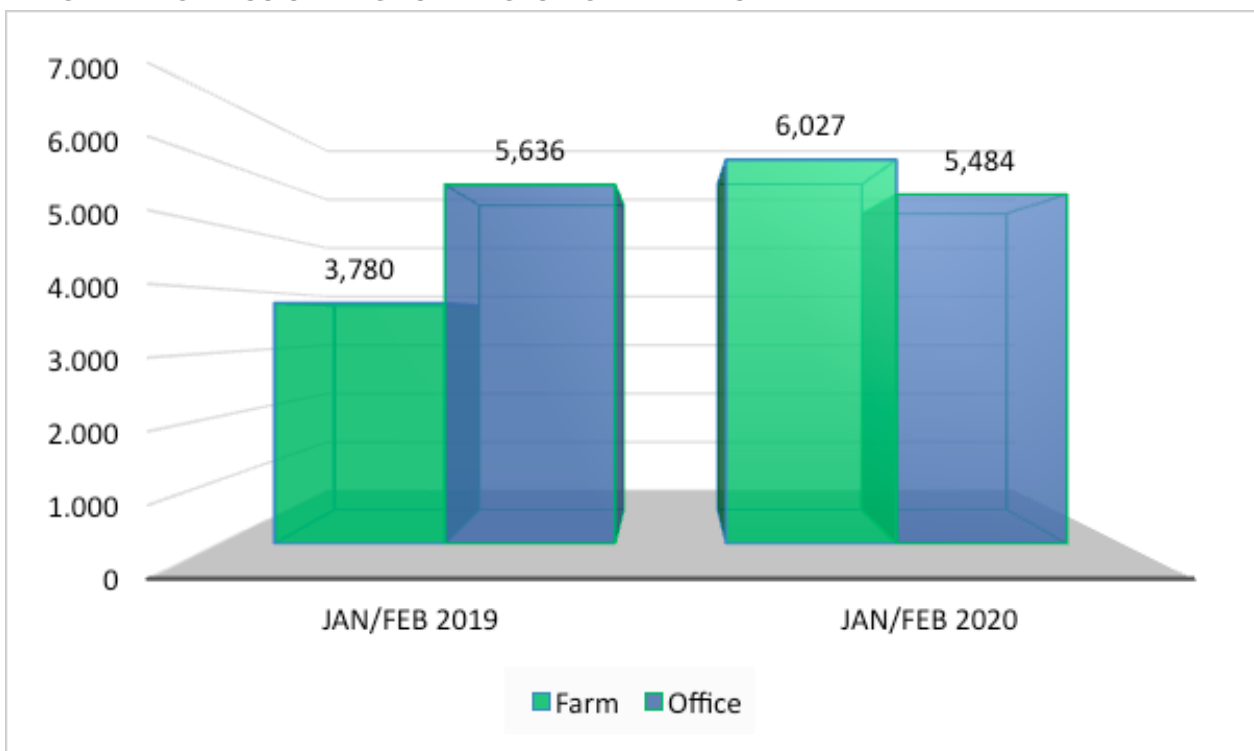
 22.2% IN ASSISTANCE SERVICES

73

EVENTS

 7.4% IN EVENTS NUMBER

NUMBER OF ASSISTANCE SERVICES TO FARMERS



Source: Emater, 2020.

GOIÁS SUPPLY CENTERS S.A - CEASA

BALANCE - 2019

949,286.74

traded tons

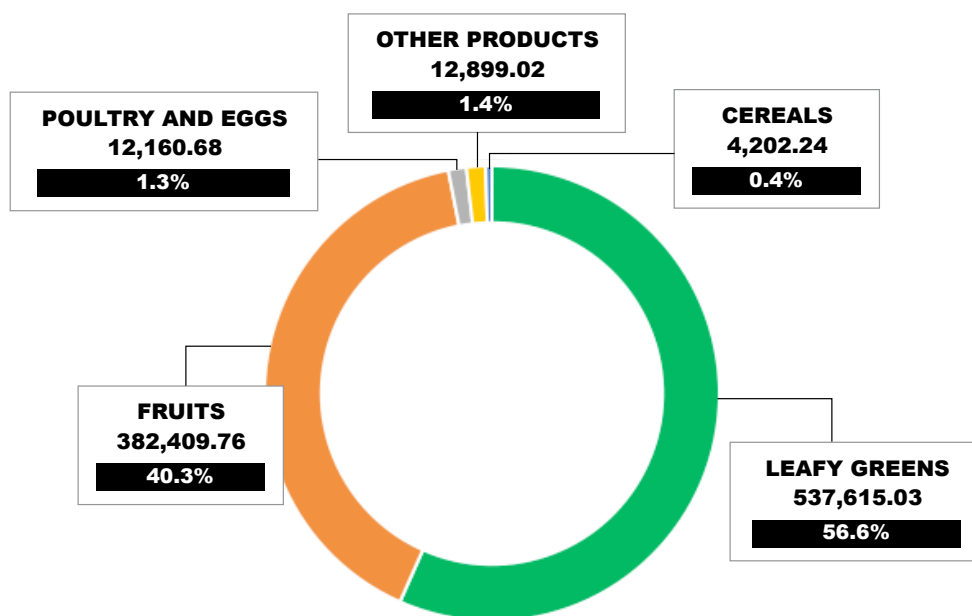
R\$ 2,479,042,472.93

traded value

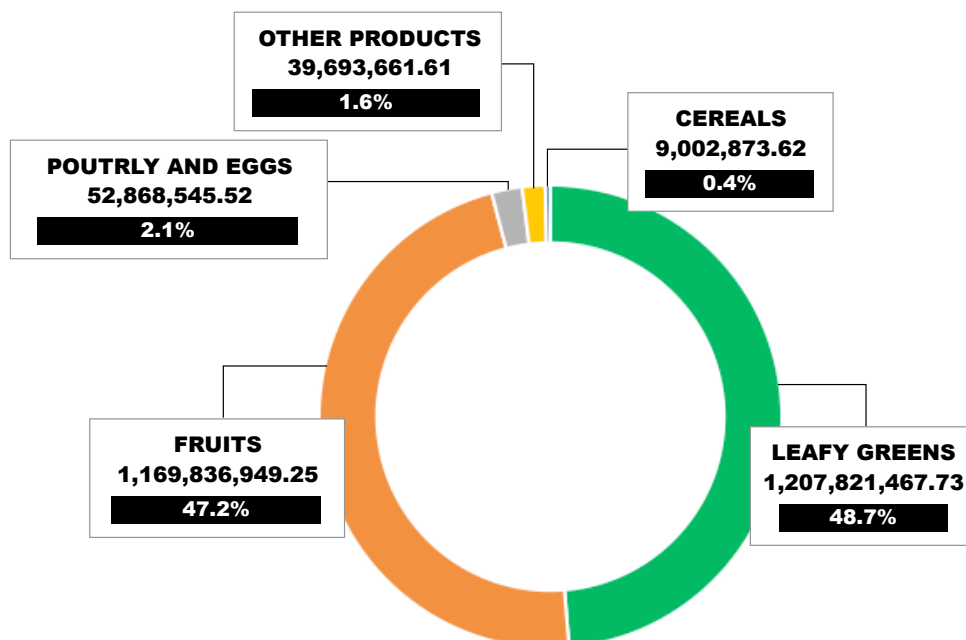
52.84%

(501,563.94 ton)
OF THE TRADE
VOLUME IS
PRODUCED IN
GOIÁS

**TRADED VOLUME
(TON) AND SHARES
BY GROUPS**



**TRADED
VALUE (R\$)
AND SHARE
BY GROUPS**





HIGHLIGHTS



TOMATO

102,230.22 tons
R\$ 277,712,481.83 traded
94.1% produced in Goiás
10.8% of the total traded



CABBAGE

57,265.90 tons
R\$ 78,955,932.28 traded
63.6% produced in Goiás
6.0% of the total traded



JAPANESE PUMPKIM

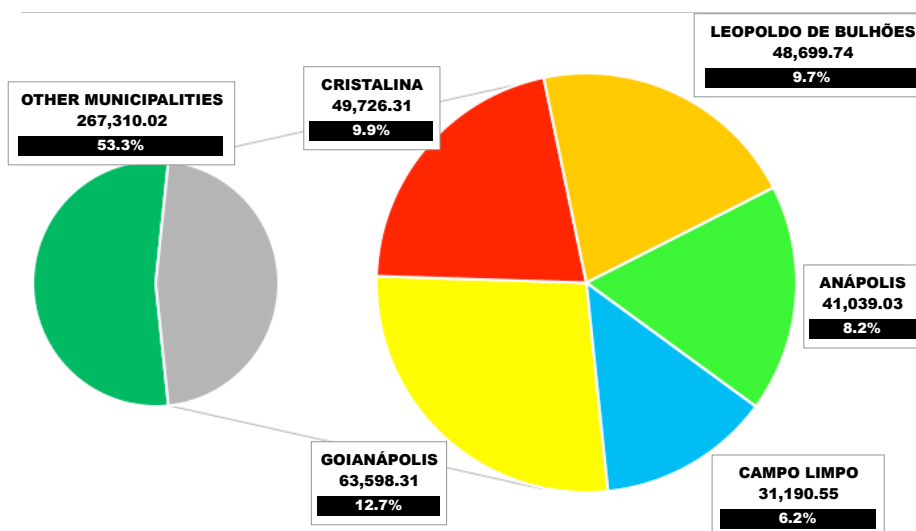
34,336.78 tons
R\$ 39,827,231.12 traded
76.8% produced in Goiás
6.6% of the total traded



BANANA

29,270.01 tons
R\$ 93,269,472.26 traded
72.1% produced in Goiás
3.1% of the total traded

THE 5 MUNICIPALITIES HAS A SHARE OF **46.7%** (234,253.96 TON) OF THE TOTAL VOLUME TRADED (501,593.94 TON) AT CEASA



Source: Ceasa, 2020



AGENCY FOR AGRICULTURE AND LIVESTOCK DEFENSE IN GOIÁS - AGRODEFESA

JANUARY AND FEBRUARY 2020

INSPECTION OF ANIMAL ORIGIN PRODUCTS - STATE INSPECTION SERVICE - SIE

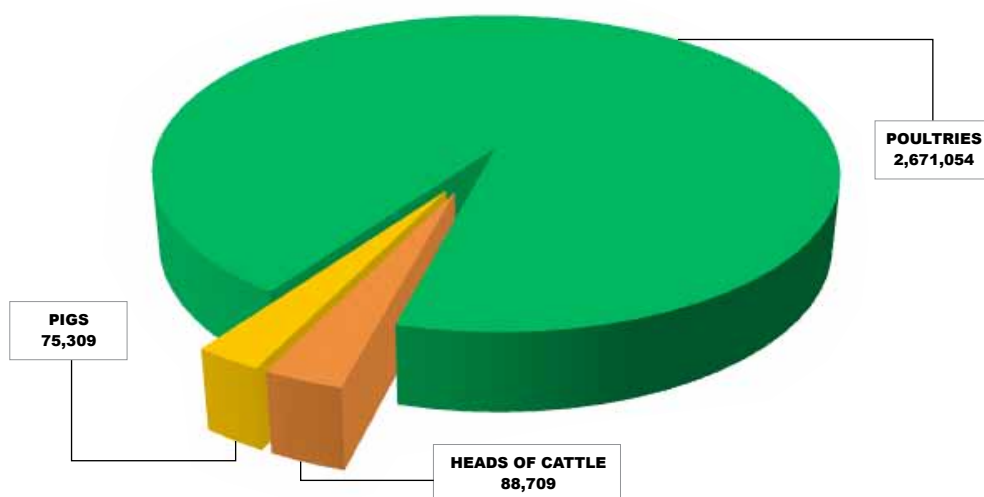
2,292 inspection services

281 industries

307 official analysis

3,622 labels of registered products*

SLAUGHTERED ANIMALS UNDER STATE INSPECTION SERVICE - JANUARY AND FEBRUARY 2020



HIGHLIGHT IN FEBRUARY

 **3.3%** of pig slaughtered under SIE inspection**

 **0.2%** of poultry slaughtered under SIE inspection**

*After the edition of IN 007/2019

** compared to January 2020

Source: Agrodefesa, 2020

SEAPA
Secretaria de
Estado de
Agricultura,
Pecuária e
Abastecimento



EMATER
AGÊNCIA GOIANA DE ASSISTÊNCIA TÉCNICA,
EXTENSÃO RURAL E PESQUISA AGROPECUÁRIA



W W W . A G R I C U L T U R A . G O . G O V . B R

© SEAPAGOIAS

SEAPAGOIAS

@GOIASSEAPA

SECRETARIA DE AGRICULTURA DE GOIÁS

