

# AGRI IN DATA

MARCH 2020

SEAPA  
Secretaria de  
Estado de  
Agricultura,  
Pecuária e  
Abastecimento



## **AGRI IN DATA**

is a Government of Goiás publication, provided by the Secretariat of Agriculture, Livestock and Supply of Goiás State (Seapa). The data collection and editing are under the responsibility of the Market Intelligence Management of the Superintendence of Sustainable Rural Production, while the Communication Department is in charge of the graphic design, diagramming and reviewing. The photos in this edition are by the Brazilian Confederation of Agriculture and Livestock (CNA) and Brazilian Agricultural Research Corporation (Embrapa).

### **GOVERNMENT OF GOIÁS**

#### **■ GOIÁS STATE GOVERNOR**

Ronaldo Caiado

#### **■ DEPUTY STATE GOVERNOR**

Lincoln Tejota

#### **■ STATE SECRETARY OF AGRICULTURE, LIVESTOCK AND SUPPLY**

Antônio Carlos de Souza Lima Neto

#### **■ SUPERINTENDENT OF SUSTAINABLE RURAL PRODUCTION**

Donalvam Maia

#### **■ MARKET INTELLIGENCE MANAGER**

Juliana Dias Lopes

#### **■ HEAD OF SECTOR COMMUNICATION**

Fernando Dantas

### **INSTITUTIONS UNDER THE JURISDICTION OF SEAPA**

#### **■ PRESIDENT OF AGRODEFESA**

José Essado Neto

#### **■ PRESIDENT OF CEASA**

Vanuza Valadares

#### **■ PRESIDENT OF EMATER**

Pedro Leonardo de Paula Rezende

*State Secretariat of Agriculture, Livestock and Supply in Goiás*

*256 Street, n.52, Setor Leste Universitário, Goiânia (GO)*

*Zip Code: 74.610-200*

*Telephone Number: +55 (62) 3201-8935*

*[www.agricultura.go.gov.br](http://www.agricultura.go.gov.br)*

📍 SEAPAGOIAS

📘 SEAPAGOIAS

🐦 @GOIASSEAPA

📺 SECRETARIA DE AGRICULTURA DE GOIÁS

# PRESENTATION

While the whole world observes the impacts of the international scenario on the global economy, Brazilian agribusiness is continuously developing and expressing its strength. The information on this Agri in Data Bulletin outlines this reality.

Goiás has achieved remarkable results this year. Taking the GVP numbers into consideration, for instance, the Brazilian Gross Value of Agricultural Production is estimated to be R\$ 647 billion, which represents an increase of 6.7% compared to 2019. Whereas, the estimate for the State GVP is 54.9 billion, an increase of 8.5% in relation to the previous year. Goiás grows more and more, as consequence, it brings positive impacts on the farmers' income and on what they return to society in opportunities and regional development.

This Agri in Data issue also stands out the 5th Grain Crop Survey - 2019/2020, provided by the National Food Supply Company (Conab). The estimated production of more than 24,571.0 thousand tons of grains highlights products such as soybean (12,053.3 thousand tons), corn (10,863.4 thousand tons), beans (319.9 thousand tons) and sesame (2.1 thousand tons). These results will increase our exports and contribute to our trade balance. Besides, you will find some information about the institutions under our jurisdiction - Emater, Ceasa and Agrodefesa, with emphasis on the numbers of the **Agro é Social** program.

I also announce that, considering all these promising scenarios, the Government of Goiás opens, from this month onwards, special credit for farmers, especially for the small ones, by using the credit line Produtor Empreendedor - Crédito Rural. According to the Governor's guidelines, the rural credit will be offered to attend family farmers, rates from zero to 0.5%, working in partnership with the Secretariat of Industry and Commerce (SIC). It is a another way of making the numbers we present in this bulletin increase even more, stimulating the development of rural activities and of the whole state.

Enjoy your reading!



**ANTÔNIO CARLOS DE SOUZA LIMA NETO**

STATE SECRETARY OF AGRICULTURE, LIVESTOCK AND SUPPLY IN GOIÁS



# ECONOMY

## GROSS VALUE OF AGRICULTURAL PRODUCTION - 2020

ESTIMATE

### BRAZIL

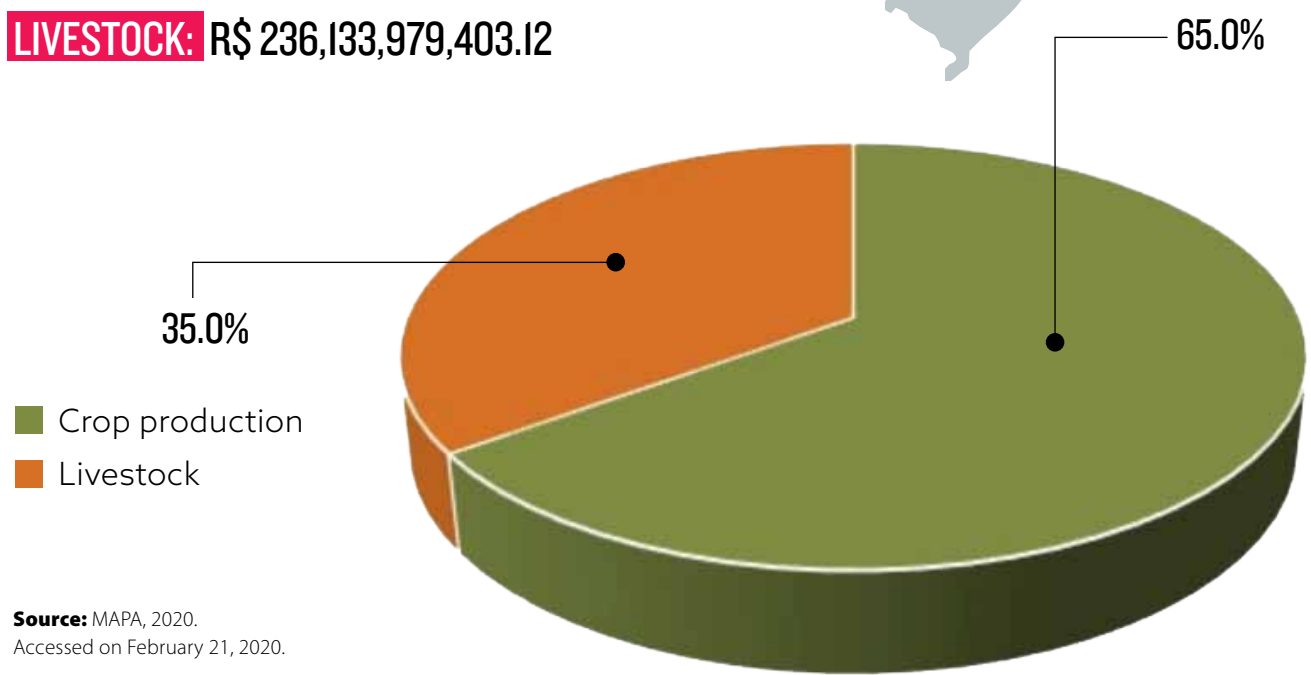
**TOTAL GVP** R\$ 674,071,388,379.31 ↑ 6.7%\*

\*compared to 2019

### GVP: BRAZIL

**CROP PRODUCTION:** R\$ 437,937,408,976.19

**LIVESTOCK:** R\$ 236,133,979,403.12



Source: MAPA, 2020. Accessed on February 21, 2020.

## CROP PRODUCTION

### HIGHLIGHTS:

**SOYBEAN:** R\$ 158,619,361,869.50

**CORN:** R\$ 72,710,270,530.04

**SUGAR CANE:** R\$ 59,164,994,623.64

**COTTON:** R\$ 41,403,756,156.89

## LIVESTOCK

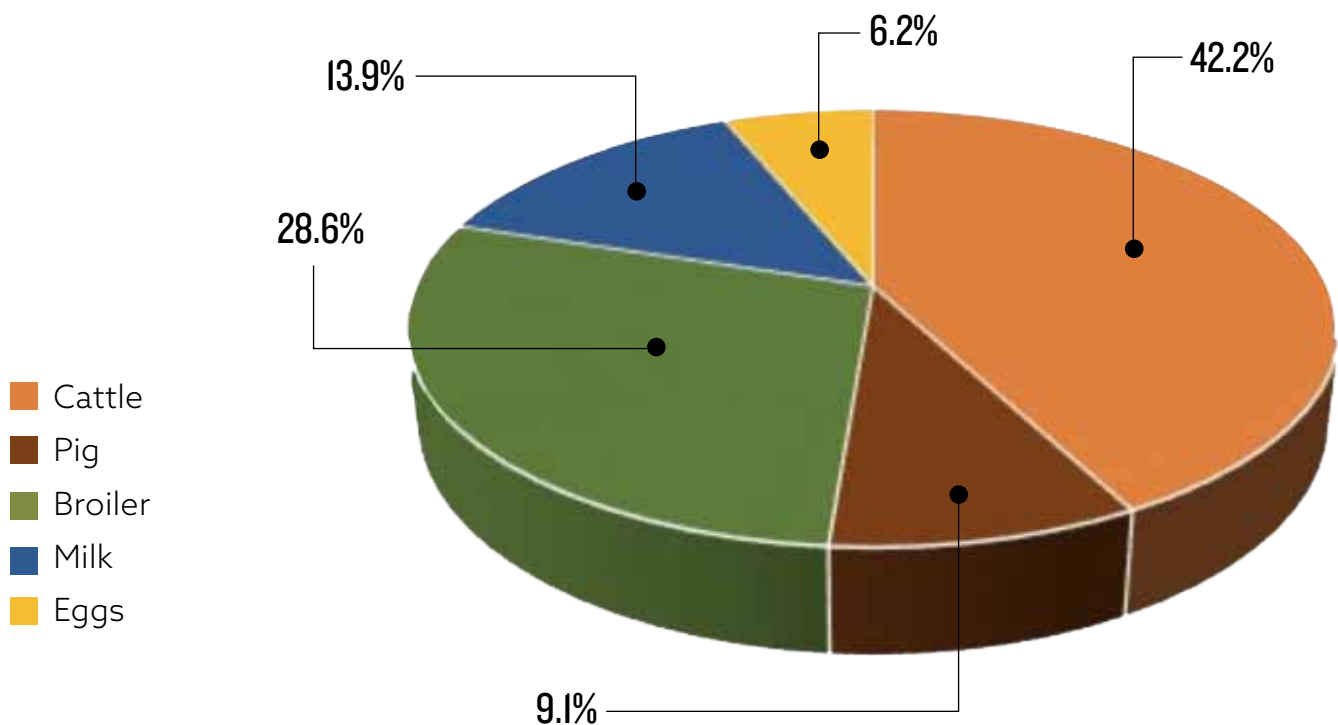
### HIGHLIGHTS:

**CATTLE:** R\$ 99,598,497,361.00

**BROILER:** R\$ 67,435,660,008.37

**PIG:** R\$ 21,447,616,382.48

## SHARE OF THE BRAZILIAN GVP FOR LIVESTOCK



Source: MAPA, 2020.  
Accessed on February 21, 2020.

# GROSS VALUE OF AGRICULTURAL PRODUCTION - 2020

ESTIMATE

**GOIÁS**

**TOTAL  
GVP**

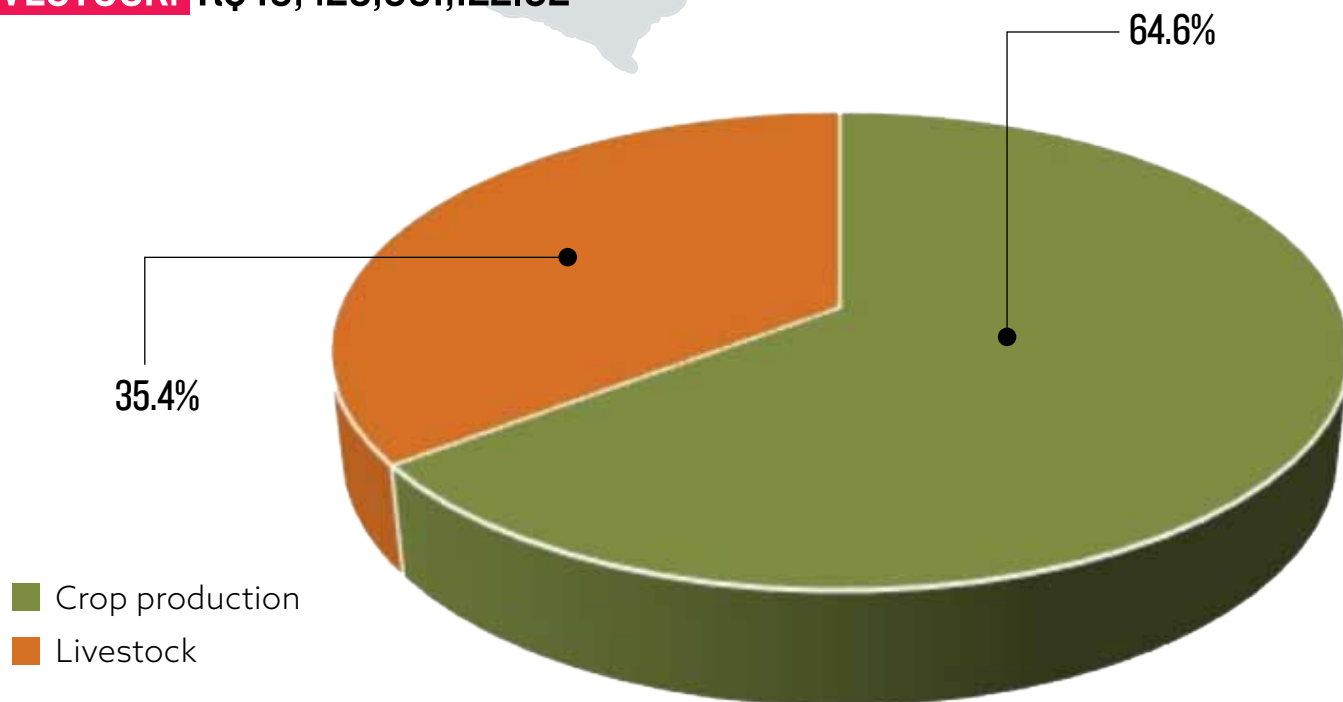
**R\$ 54,902,486,852.91** **↑ 8.5%\***

\* compared to 2019

## GVP: GOIÁS

**CROP PRODUCTION:** R\$ 35,473,495,730.89

**LIVESTOCK:** R\$ 19,428,991,122.02



Source: MAPA, 2020.  
Accessed on February 21, 2020.

## CROP PRODUCTION

### HIGHLIGHTS:

**SOYBEAN:** R\$ 14,651,630,268.00

**CORN:** R\$ 7,660,163,203.50

**SUGAR CANE:** R\$ 6,531,651,661.82

**TOMATO:** R\$ 3,340,174,568.00



Goiás accounts for **35.5%** of the tomato GVP in the country

## LIVESTOCK

### HIGHLIGHTS:

**CATTLE:** R\$ 9,507,278,685.18

**BROILER:** R\$ 4,653,680,698.58

**PIG:** R\$ 899,716,106.26

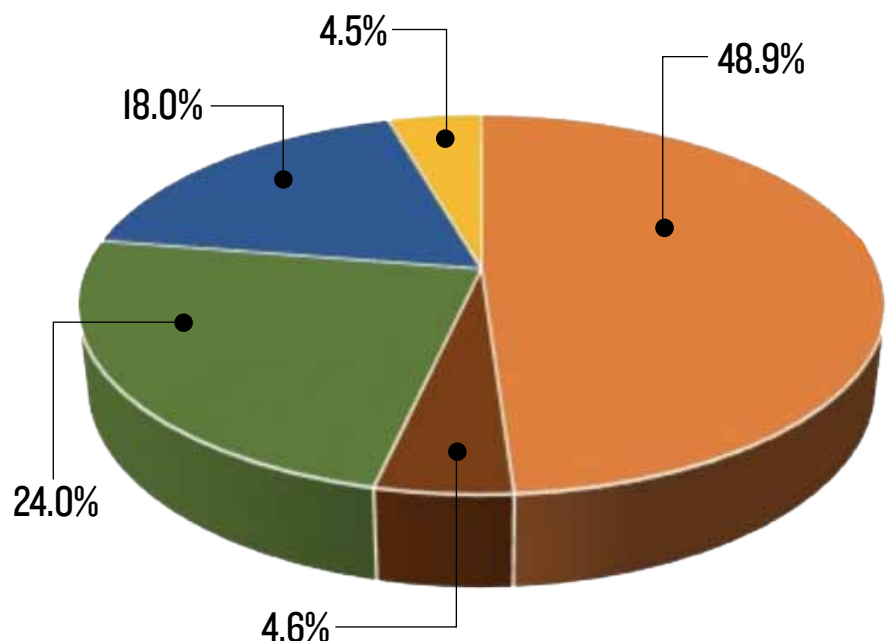
**MILK:** R\$ 3,496,199,520.00



Goiás accounts for **10.6%** of the milk GVP in the country

## GVP OF LIVESTOCK - GOIÁS

- Cattle
- Pig
- Broiler
- Milk
- Eggs



Source: MAPA, 2020.  
Accessed on February 21, 2020.



**CROP**

**GOIÁS**

ESTIMATE

**5TH GRAIN CROP SURVEY - 2019/2020 - CONAB**

**24,571.0** thousand ton of grains

**4th** largest grain producer in Brazil

**9.8%** of the national production

**HIGHLIGHTS:**



**SOYBEAN**

**12,053.3** thousand ton

Productivity **3,400** kg/ha **↑ 3.3%\***



**CORN**

**10,863.4** thousand ton

**44,2%** of the grain production in Goiás

\*compared to 2018/2019 Crop

Source: Conab, 2020. Accessed between February 15 and 17





**HIGHLIGHTS:**

**BEANS**



**319.9** thousand ton **↑ 5.1%\***

**2nd** largest productivity in Brazil

**2,433** kg/ha **↑ 4.9%\***

**BEANS - 3RD CROP**

**49.6%** of the beans production in the state

**158.7** thousand ton **↑ 1.2%\***

**SESAME**



**NEW: CONAB STARTS THE SURVEY OF SESAME CROP**

**3.0** thousand ha

**2.1** thousand ton

\*compared to 2018/2019 Crop

**Source:** Conab, 2020. Accessed between February 15 and 17



# SYSTEMATIC SURVEY OF THE AGRICULTURAL PRODUCTION- IBGE

JANUARY 2020

ESTIMATE



## GRAPE

2.1 THOUSAND ton  26.4%\*



## ARABIC COFFEE

20.0 THOUSAND ton  2.1%\*



## SORGHUM

1,211.5 THOUSAND ton  10.3%\*



## ORANGE

PRODUCTIVITY 21,061.4 kg/ha  1.9%\*

\*Compared to 2019

**Source:** Conab and IBGE, 2020  
Accessed between February 15 and 17, 2020.

# INTERNATIONAL MARKET

## GOIÁS

JANUARY 2020

**TOTAL EXPORTS:** **US\$ 370,802,754.00**

Agribusiness Exports:  
**US\$ 250,277,498.00**

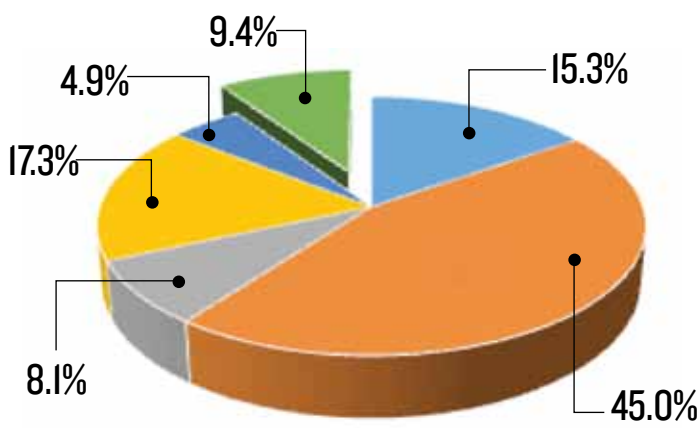
**AGRIBUSINESS SHARE  
IN GOIÁS EXPORTS:**

**67.5%**

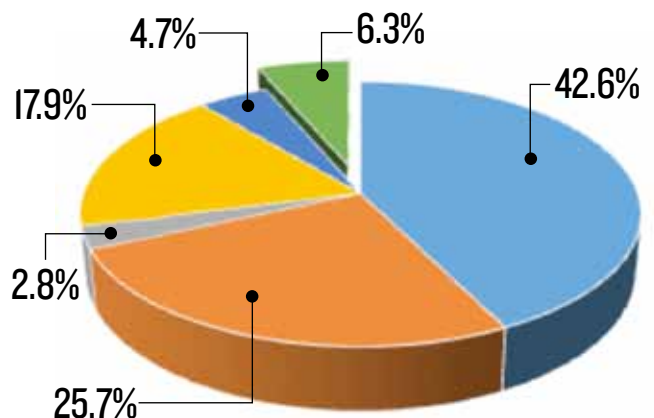
Goiás agribusiness share accounts for **4.3%** of the national agribusiness exports

■ Broader range of exporting goods

### JANUARY 2020



### JANUARY 2019



Soybean complex	Sugar cane complex	Leather	Meat complex	Corn	Other sectors
-----------------	--------------------	---------	--------------	------	---------------

Source: Ministry of Economy, Special Secretariat for Foreign Trade and International Affairs, ComexStat. Accessed between February 05 and 14, 2020. Ministry of Agriculture, Livestock and Supply, Agrostat. Accessed between February 13 and 14/2020.

# GOIÁS

## AGRIBUSINESS EXPORTS

JANUARY 2020

**MEAT**

**US\$ 112,618,351.00**

■ **33,645,633** kg  
■ **45.0%** of the agribusiness exports

**SOYBEAN COMPLEX**

**US\$ 38,218,914.00**

■ **108,309,416** kg  
■ **15.3%** of the agribusiness exports

**CORN**

**US\$ 43,259,460.00**

■ **260,753,297** kg  
■ **17.3%** of the agribusiness exports

**LEATHER**

**US\$ 12,304,088.00**

■ **6,481,983** kg  
■ **4.9%** of the agribusiness exports

**FRUITS**

**US\$ 278,852.00**

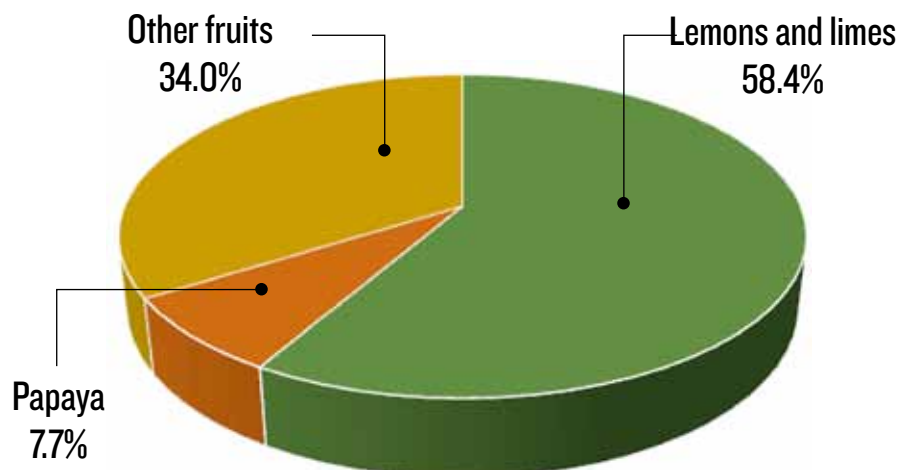
■ **330,397** kg  
↑ **165.8%** of the exported value, compared to January 2019

■ PREPARED AND PRESERVED FRUITS: **9,204** kg

↑ **940.0%** OF THE EXPORTED VOLUME, COMPARED TO JANUARY 2019

### EXPORTED FRUITS - JANUARY 2020

- Lemons and limes
- Papaya
- Other fruits



Source: Ministry of Economy, Special Secretariat for Foreign Trade and International Affairs, ComexStat. Accessed between February 05 and 14, 2020. Ministry of Agriculture, Livestock and Supply, Agrostat. Accessed between February 13 and 14/2020.

## HIGHLIGHTS IN EXPORTS - 2020



### BEEF

**69.9%** of all exported meat  
**US\$ 78,731,127.00**

**15,586,811 kg**

\* Comparison in relation to the exported value (US\$) in December/2019

#### ■ HIGHLIGHTS:

UNITED ARAB EMIRATES: **↑ 83.1%\***

NETHERLANDS (HOLLAND): **↑ 38.7%\***

RUSSIA: **↑ 29.9%\***



### POULTRY

**28.2%** of all exported meat  
**US\$ 31,766,960.00**

**16,854,425 kg**

\* Comparison in relation to the exported value (US\$) in December/2019

#### ■ HIGHLIGHTS:

SAUDI ARABIA: **↑ 79.2%\***

KUWAIT: **↑ 64.0%\***

CHINA: **↑ 3.4%\***



### PORK

**US\$ 922,707.00**

**773,060 kg**

\* Comparison in relation to the exported value (US\$) in December/2019

#### ■ HIGHLIGHTS:

NETHERLANDS (SAINT MARTIN): **↑ 263.5%\***

DEMOCRATIC REPUBLIC OF CONGO: **↑ 34.5%\***

HONG KONG: **↑ 9.1%\***

**Source:** Ministry of Economy, Special Secretariat for Foreign Trade and International Affairs, ComexStat. Accessed between February 05 and 14, 2020. Ministry of Agriculture, Livestock and Supply, Agrostat. Accessed between February 13 and 14/2020.



# IMPORTS

## JANUARY 2020 - GOIÁS

### AGRIBUSINESS PRODUCTS

#### SEEDS

**US\$ 1,367,288.00**

---

#### DAIRY PRODUCTS

**US\$ 1,265,587.00**

---

#### HORTICULTURAL PRODUCTS, FOOD LEGUME, ROOTS AND TUBERS

**US\$ 994,556.00**

---

#### WHEAT FLOUR

**US\$ 181,602.00 | 580,100 kg**

↓ **26.0%\*** of the imported volume

---

\* compared to January 2019.

**Source:** Ministry of Economy, Special Secretariat for Foreign Trade and International Affairs, ComexStat.  
Accessed between February 05 and 14, 2020.  
Ministry of Agriculture, Livestock and Supply, Agrostat.  
Accessed between February 13 and 14/2020.

**Note:** MDIC retroactively updates its database; therefore, the information listed may differ from previous editions. The values of exports and imports are expressed in US dollars (US \$) in FOB (Free on Board) mode. It used product grouping criteria according to the Mercosur Common Nomenclature (NCM) in groups and subgroups systematized by SEAPA, based on a methodology adopted by the Ministry of Agriculture, Livestock and Supply.

# AGENCY FOR AGRICULTURE AND LIVESTOCK DEFENSE IN GOIÁS

JANUARY 01 TO FEBRUARY 18, 2020

## INTELLIGENT SYSTEM OF PESTICIDE MANAGEMENT IN GOIÁS (SIGEA)

**58,238** agronomic prescriptions were registered

**251** inspections of agricultural retail stores

**199** inspections of farms

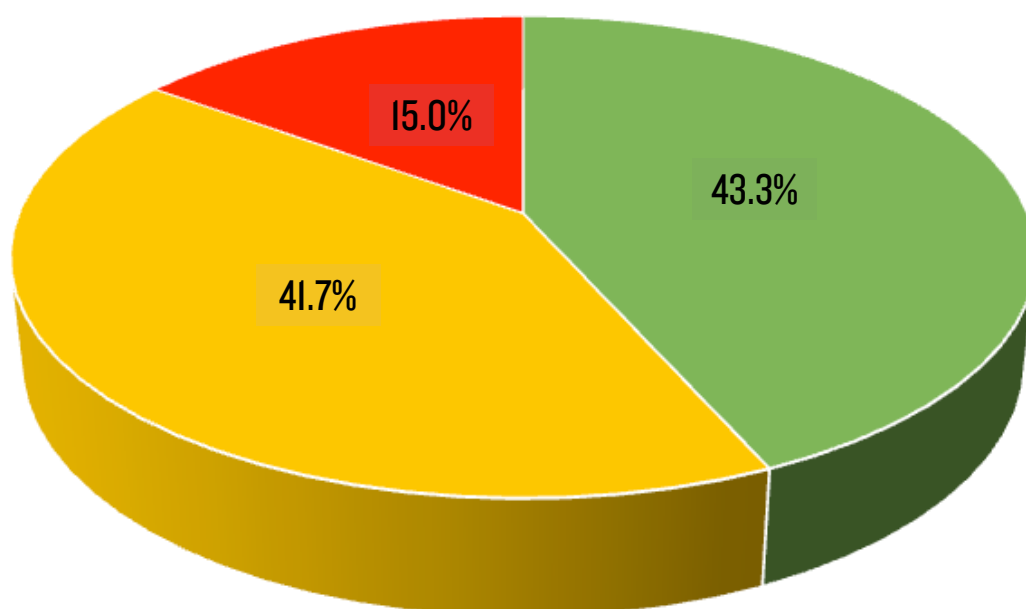
## AGROATIVO

A tool for sanitary education which purpose is to raise awareness among farmers to achieve High Compliance Level

**187** checklists answered

## FARM CLASSIFICATION ACCORDING TO THE COMPLIANCE LEVEL

- High
- Medium
- Low



Source: Agrodefesa, 2020



# GOIÁS SUPPLY CENTERS S.A - CEASA

**JANUARY 2020**

Traded amount (ton)

**76,996.3**

Traded value

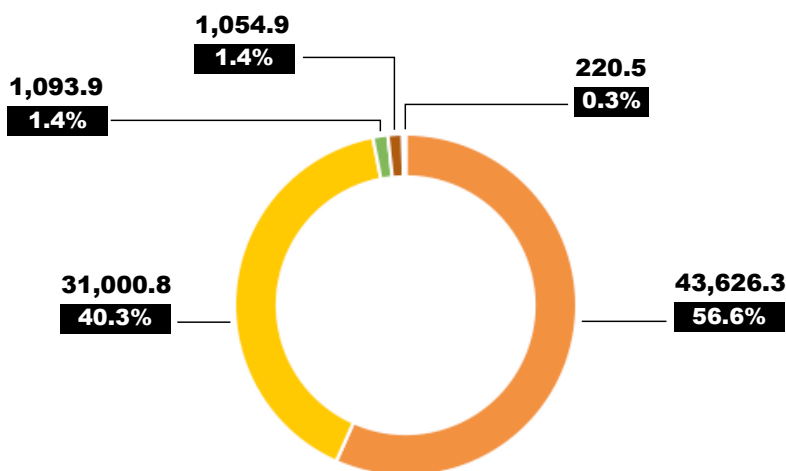
**R\$ 205,286,859.50**

**48.4%**

OF THE TRADED VOLUME IS PRODUCED IN GOIÁS

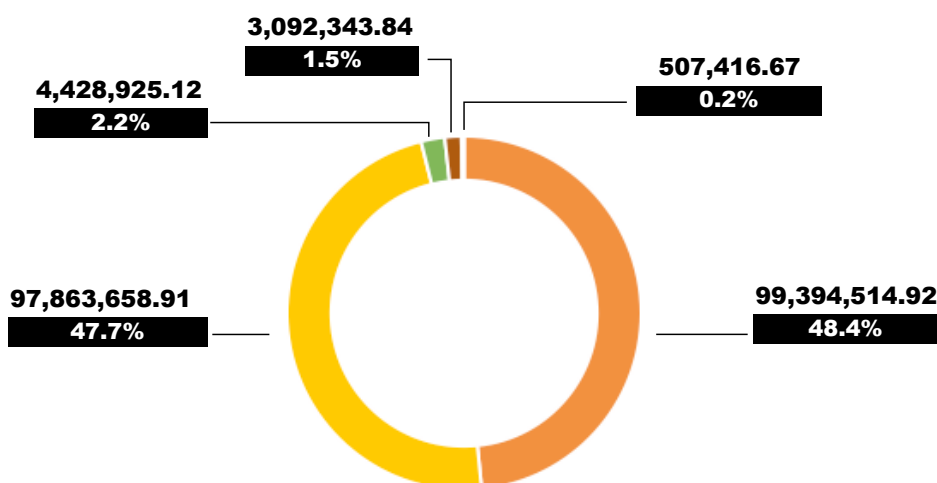
## TRADED AMOUNT (ton)

- Leafy Greens
- Fruit
- Poultry and eggs
- Other products
- Cereals



## TRADED VALUE (R\$)

- Leafy Greens
- Fruit
- Poultry and eggs
- Other products
- Cereals



### HIGHLIGHTS:

Leafy greens, Leaves, Flowers and Steams

↑ **42.5%**, compared to 2019

### SHARE IN THE TRADED VOLUME:

Tomato **10.2%** (7,816.4 ton)

Cabbage **7.5%** (5,753.3 ton)

Source: Ceasa, 2020



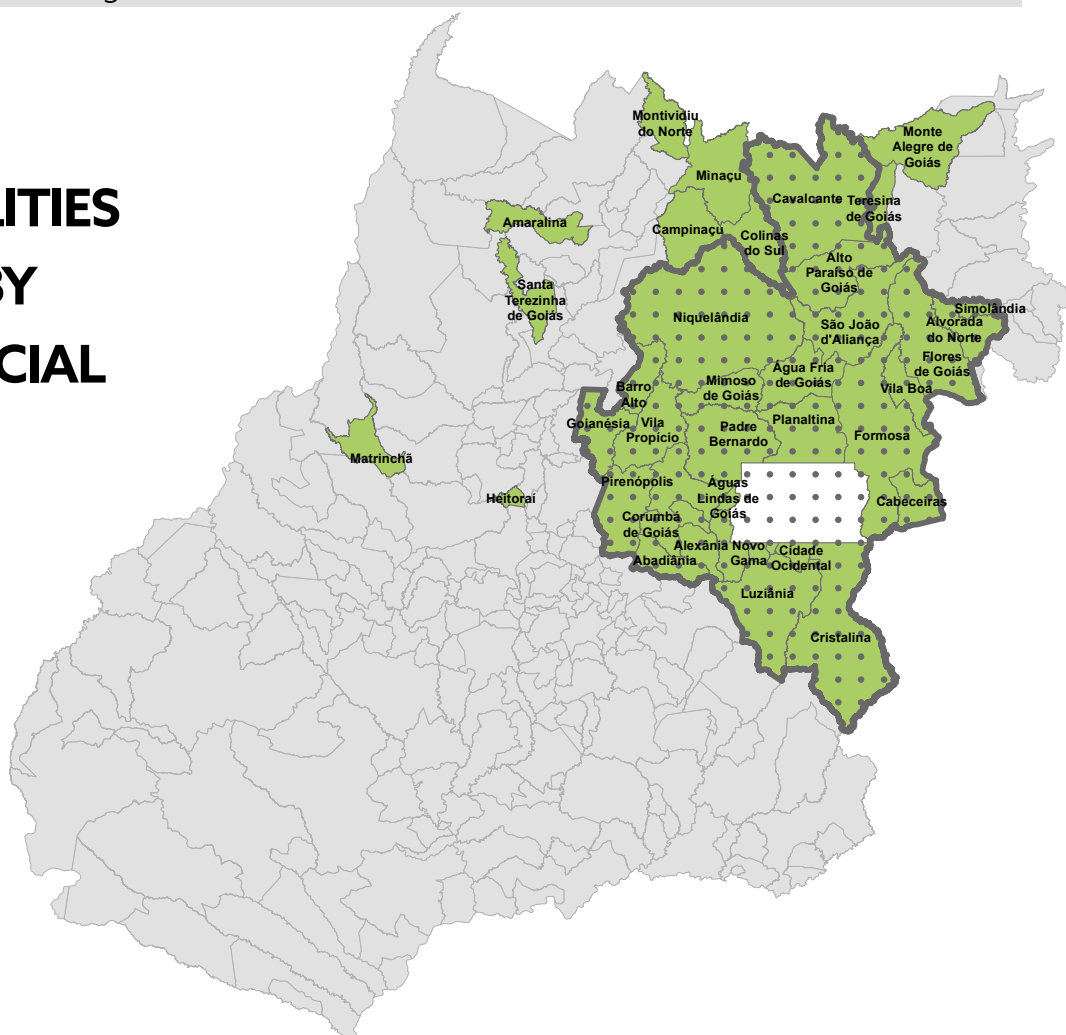
# GOIÁS AGENCY FOR TECHNICAL ASSISTANCE, RURAL EXTENSION AND AGRICULTURAL RESEARCH - EMATER

**AGRO É SOCIAL - GENERATING INCOME AND TRANSFORMING LIVES**

- *Agro é Social* is a productive inclusion program
- Rural families in situation of social vulnerability

Donation	Number of assisted families
30 ton of seeds and beans	1,767
700 beekeeping kits	70
32 tanks for fish farming	11

## GOIÁS MUNICIPALITIES COVERED BY AGRO É SOCIAL PROGRAM



- RIDE DF
- O AGRO É SOCIAL
- MUNICÍPIOS DE GOIÁS

Source: Emater, 2020

**SEAPA**  
Secretaria de  
Estado de  
Agricultura,  
Pecuária e  
Abastecimento



**AGRO  
DEFESA**

Agência Goiana de Defesa Agropecuária



**EMATER**

AGÊNCIA GOIANA DE ASSISTÊNCIA TÉCNICA,  
EXTENSÃO RURAL E PESQUISA AGROPECUÁRIA



Centrais de Abastecimento de Goiás S/A

W W W . A G R I C U L T U R A . G O . G O V . B R

© SEAPAGOIAS

SEAPAGOIAS

@GOIASSEAPA

SECRETARIA DE AGRICULTURA DE GOIÁS