

AGRI IN DATA

MAY 2021



AGRI IN DATA is a Government of Goiás publication, provided by the Secretariat of Agriculture, Livestock and Supply of Goiás State (Seapa). The data collection and editing are under the responsibility of the Market Intelligence Management of the Superintendence of Sustainable and Rural Production, while the Communication Department is in charge of the graphic design, diagramming and reviewing. The photos in this edition are by the Brazilian Confederation of Agriculture and Livestock (CNA) and Brazilian Agricultural Research Corporation (Embrapa).

GOVERNMENT OF GOIÁS

■ GOIÁS STATE GOVERNOR

Ronaldo Caiado

■ DEPUTY STATE GOVERNOR

Lincoln Tejota

■ STATE SECRETARY OF AGRICULTURE, LIVESTOCK AND SUPPLY

Tiago Mendonça

■ SUPERINTENDENT OF SUSTAINABLE AND RURAL PRODUCTION

Donalvam Maia

■ MARKET INTELLIGENCE MANAGER

Juliana Dias Lopes

■ HEAD OF SECTOR COMMUNICATION

Fernando Dantas

INSTITUTIONS UNDER THE JURISDICTION OF SEAPA

■ PRESIDENT OF AGRODEFESA

José Essado Neto

■ PRESIDENT OF CEASA

Wilmar da Silva Gratão

■ PRESIDENT OF EMATER

Pedro Leonardo de Paula Rezende

State Secretariat of Agriculture, Livestock and Supply in Goiás

256 Street, n.52, Setor Leste Universitário, Goiânia (GO)

Zip Code: 74.610-200

Telephone Number: +55 (62) 3201-8935

www.agricultura.go.gov.br

© SEAPAGOIAS

f SEAPAGOIAS

🐦 @GOIASSEAPA

📠 SECRETARIA DE AGRICULTURA DE GOIÁS

PRESENTATION

Governor Ronaldo Caiado has announced, at the end of April, a replacement name to continue the successful actions at the State Secretariat of Agriculture, Livestock and Supply in Goiás (Seapa), initiated in 2019 with the former Secretary Antônio Carlos de Souza Lima Neto.

Antônio Carlos de Souza Lima Neto was acclaimed by the governor as one of the best agricultural managers in the country and left an important legacy for Seapa and all their team, whose criteria must be followed by the next name.

In order to continue their successful management efforts and attract even more improvements to the rural producers and the people of Goiás, on April 28, I became a part of this leadership team.

During the inauguration ceremony, I received from the Seapa team the mission to deliver effective programs and services to different regions of the State to support public policies of the Government of Goiás focused on agribusiness. We must expand programs and benefits, create new projects and boost this sector that is vital to the economy of Goiás. A sector that creates jobs and incentives the local and regional income of our cities.

As can be confirmed by the results reached in the Goiás agribusiness presented in this edition, our State is one of the leaders, both in production and commercialization processes. And we will work to intensify actions in partnership with the institutions under our jurisdiction Agrodefesa, Ceasa and Emater, with the certainty that the Government of Goiás will guarantee greater economic and social development for the people of Goiás.



TIAGO MENDONÇA
STATE SECRETARY OF
AGRICULTURE, LIVESTOCK
AND SUPPLY IN GOIÁS

INTRODUCTION


The harvest of the first crop in the country, which was delayed, has advanced and has shown good results. The market operations are now focused on the second crop development, mainly corn, in a scenario in which weather problems can be even more acute. Despite this, CONAB¹ projects the largest grain crop in the country's history. The national production of the 2020/21 season should reach 273.8 million tons, an increase of 6.5% compared to the previous crop. Goiás is also moving towards a new record in grain production, expecting 27.9 million tons in the 2020/21 crop, an increase of 1.3%, compared to the previous season.

As for the prices, grain appreciation has impacted the results for the Producer Price

Indexes for Agricultural and Livestock Product Groups - IPPA/Cepea. In the first quarter of the year, IPPA/Cepea grew 14.1%, compared to the same period of 2020, driven by the grain appreciation of 32.8%, especially soybeans, which increased 43.0%.

In the international market, Brazilian exports have guaranteed trade surpluses - US\$ 6.5 billion in March. During this period, national exports totaled US\$ 24.4 billion and the agricultural sector was responsible for 47.5% of it, US\$ 11.6 billion. The rise of international sales in this sector was driven mainly by the increase in the exports of cotton, coffee, soybean and meat complexes. In Goiás, the total exports reached US\$ 817.6 million in March and





the agribusiness accounted for 82.9% - an increase of 19.4%, compared to the same period last year. The highlights in the international sales were soybean and meat complexes, which held a share of 75.6% and 16.1%, respectively.

The production growth and the increased international demand for grains and animal proteins, associated with the higher value commodities, results in a new national record for the Gross Value of Agricultural Production (VBP) in 2021. It is projected to reach R\$ 1.1 trillion, up 12.6%, compared to 2020, according to MAPA². The expected revenue in Goiás for the VBP is R\$ 89.7 billion for this year, a share of 8.5% of the national VBP. Of this total, R\$ 61.6 billion comes from crop production and

R\$ 28.0 billion from livestock.

The performance in agriculture has resulted in the creation of new jobs in the countryside. In Brazil, the segment recorded 60,575 new formal jobs in the first quarter of 2021. In the same period in Goiás, the agricultural sector created 4,576 new jobs, in which the activities supporting agriculture stand out with the register of 1,261 new jobs. With the vaccination against Covid-19, combined with goals in the society's policies in the State, it is expected the labor market to continue growing and the benefits to reach people in Goiás.

1 CONAB – National Food Supply Company

2 MAPA – Ministry of Agriculture, Livestock and Food Supply

CATTLE/BEEF

Brazilian beef exports have risen significantly in 2021, driven by Chinese demand and the Dollar appreciation against the Real. In the first quarter of the year, the country shipped 408.1 thousand tons, which amounted to US\$ 1.8 billion. In this scenario, Goiás achieved national prominence, holding a share of 13.8% of the total Brazilian revenue in beef exports, during this same period. In the domestic market, the demand continues at a slow pace, as a result of the high prices and decreased purchasing power of Brazilian families.

The arroba price continues at high levels. The CEPEA/B3 index on 04/14 reached R\$ 320.00/arroba¹ for fed cattle, the highest price level since being recorded by the current series. In the regional market, according to IFAG² on 04/26, the weekly price closed at R\$ 294.41/arroba.

However, a reduction of the rancher's purchasing power was observed, mainly due to the appreciation of corn and replacement animals. In nominal terms, CEPEA/B3 fed cattle index pointed a 58.4% growth in the average price, when comparing April 2021 to the same month last year, while the Corn and Calf ESALQ/BM&FBOVESPA index increased 83.6% and 70.5%, respectively, in the same basis of comparison. The rancher needs to focus on production costs in order to maintain profitability and investments in the chain. International demand is expected to continue strong, due to a low limit of fed cattle for slaughter, which supports the high arroba prices.

1 Arroba - a 15-kilo unit of weight that is commonly used as a benchmark for cattle prices in Brazil.

2 IFAG - Institute for the Strengthening of Agriculture in Goiás



GOIÁS: GROSS VALUE OF BEEF PRODUCTION - ESTIMATE 2021

R\$ 14.6
BILLION

↑ 13.3%*

4th

highest Gross Value
of Production**

9.8%

of the national Gross
Value of Beef Production

52.1%

of the Gross Value of
Livestock Production in Goiás

* Compared to the previous year. ** Among the states and the Federal District

GOIÁS: BEEF EXPORTS

YEAR-TO-DATE (JANUARY TO MARCH)

US\$ 250.3 MILLION

↑ 9.9%*

3RD LARGEST EXPORTER **

55.3 THOUSAND

tons

↑ 7.9%*

MARCH 2021

US\$ 97.0 MILLION

↑ 6.8%*

21.3 THOUSAND

tons

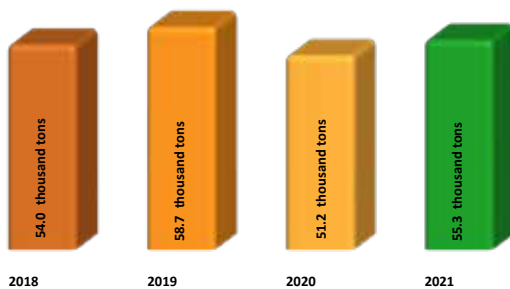
↑ 2.4%*

* Compared to the same period of the previous year

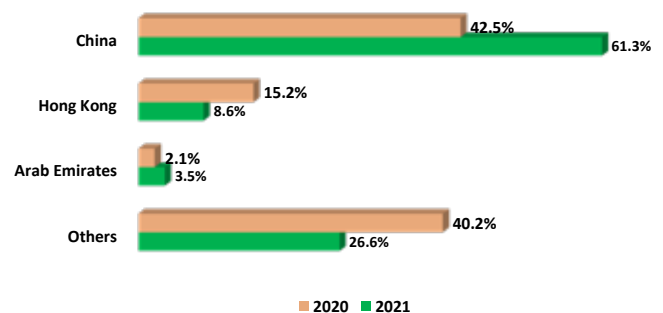
** Among the states and the Federal District

GOIÁS: BEEF EXPORTS - YEAR-TO-DATE (JANUARY TO MARCH)

YEAR-TO-DATE



MAIN DESTINATIONS



PORK/HOGS



As a result of recent notifications of African swine fever, key Asian countries have increased demand in the international market and Brazil took his place as a great pork supplier. In the first three months of 2021, the country's exports reached US\$ 589.3 million, with 249.6 thousand tons of pork, an increase of 21.5% compared to the same period of 2020. In this context, Goiás has raised its exports of this animal protein, improving and maintaining swine herd health.

While the international demand surges, the domestic market remains weak, as a consequence of the weak purchasing power of Brazilian families. The strong world demand has pushed the prices of live swine in the main markets monitored by CEPEA¹. In the regional scenario, the average price of live swine, released in the last week of April by IFAG², was R\$ 8.00/kg.

Despite the increase in production costs, mainly by animal feed, which impacts the pig farmer profitability, it is expected that prices remain at high levels, due to the growth in international demand.

¹ CEPEA - Center of Advanced Studies on Applied Economics

² IFAG - Institute for the Strengthening of Agriculture in Goiás

GOIÁS: GROSS VALUE OF PORK PRODUCTION - 2021 ESTIMATE

R\$ 1.2
BILLION

↓ 3.3%*

8th

highest Gross Value
of Production**

4.1%

of the national
Gross Value of Pork
Production

4.2%

of the Gross Value
of Livestock Production
in Goiás

* Compared to the previous year. ** Among the states and the Federal District

GOIÁS: PORK EXPORTS

YEAR-TO-DATE (JANUARY TO MARCH)

US\$ 5.6 MILLION

↑ 63.9%*

7TH LARGEST EXPORTER **

3.1 THOUSAND

tons

↑ 20.9%*

MARCH 2021

US\$ 2.7 MILLION

↑ 94.3%*

1.4 THOUSAND

tons

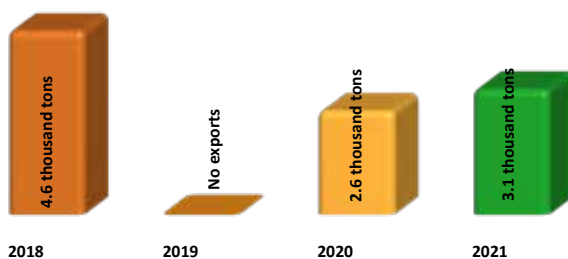
↑ 43.3%*

* Compared to the same period of the previous year

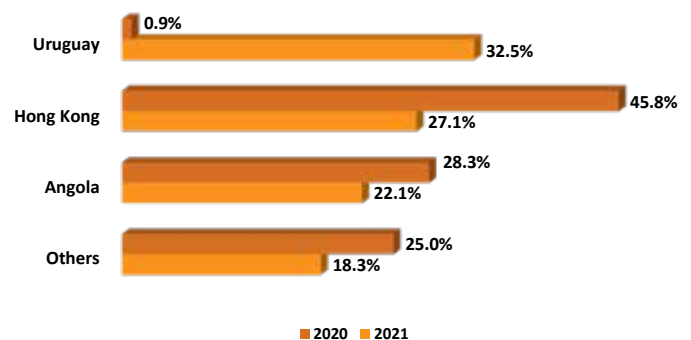
** Among the states and the Federal District

GOIÁS: PORK MEAT EXPORTS - YEAR-TO-DATE (JANUARY TO MARCH)

YEAR-TO-DATE



MAIN DESTINATIONS



In April, changes in the average price level created an unstable market for poultry in the country. In the domestic market, according to CEPEA¹, there was an increase in demand driven by easing measures of social distancing and the emergency aid payment.

In the regional scenario, after stable prices in the last surveys made by IFAG² on 04/26/21, the average price of poultry rose and closed at R\$ 4.80/kg in Goiás, pointing to an upward trend for the following weeks.

National poultry exports suffered a slight decrease of 0.3% in the volume shipped, during the first quarter of 2021, in the year-over-year comparison. In value, the poultry exports accounted for US\$ 1.5 million, a decrease of 5.6%, compared to the same period of the previous year, according to data from the Ministry of Economy. In the state of Goiás, foreign sales also decreased in the first quarter, compared to the same period in 2020.

The market's attention at this moment is focused on the development of the corn second crop and constant increases in production costs that pressure the margin of the agent who works in this chain.

¹ CEPEA - Center of Advanced Studies on Applied Economics

² IFAG - Institute for the Strengthening of Agriculture in Goiás



GOIÁS: GROSS VALUE OF POULTRY PRODUCTION - 2021 ESTIMATE

R\$ 6.0
BILLION

↑ 2.9%*

6th

highest Gross
Value of
Production**

6.8%

of the national Gross
Value of Poultry
Production

21.3%

of the Gross Value
of Livestock
Production in Goiás

* Compared to the previous year. ** Among the states and the Federal District

GOIÁS: POULTRY MEAT EXPORTS

YEAR-TO-DATE (JANUARY TO MARCH)

US\$ 84.2 MILLION

↓ 5.6%*

4TH LARGEST EXPORTER **

45.9 THOUSAND

tons

↓ 6,5%*

MARCH 2021

US\$ 30.0 MILLION

↑ 7.1%*

16.1 THOUSAND

tons

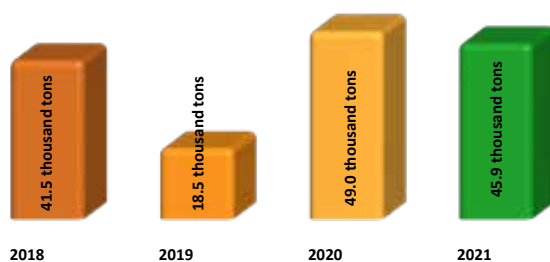
↑ 3.0%*

* Compared to the same period of the previous year

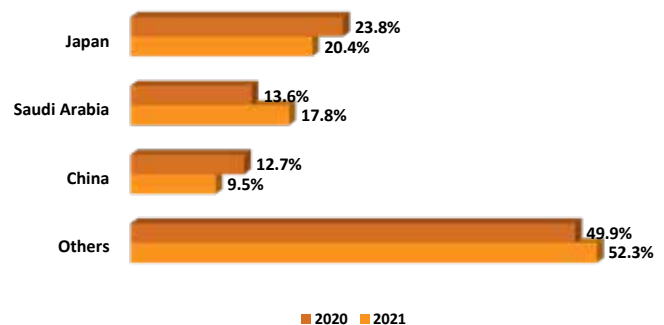
** Among the states and the Federal District

GOIÁS: POULTRY MEAT EXPORTS - YEAR-TO-DATE (JANUARY TO MARCH)

YEAR-TO-DATE



MAIN DESTINATIONS



National dairy exports grew by 4.7% and reached US\$ 19.8 million in the first quarter of this year, compared to the same period in 2020. Sweetened condensed milk and powdered cream were the most traded products in this period, together they accounted for 41.8% of the dairy exports value. On the import side, powdered milk is the main product purchased by the country and, in the first three months of 2021, its imported volume surged by 81.6%, compared to the same period of the previous year.

In the domestic market, there was an increase in the amount paid to the producer for a liter of milk, driven by the growth in demand, resulting from R\$ 600.00 of emergency aid in the country. The end of this emergency aid together with the loss of purchasing power of Brazilian families, consumption decreased and impacted the price paid to farmers. From January to March, a decrease in milk prices is usually observed in the countryside, based on monthly seasonal factors. This year, however, the devaluation resulted from the weak demand for dairy products, according to CEPEA¹.

In addition, feed costs for dairy farmers have been increased, and according to the Milk Production Cepea index, for the last 12 months (April 2020 to March 2021), livestock feed increased by 57.0%. It is expected animal feed to remain at high levels, a factor that may impact the milk supply growth in some regions of the country.

In Goiás, after registering negative growth from January to March, April results in 6.71% up in the index for dairy products. Among the products in the basket, only powdered cream registered a drop in price. The rancher needs to be aware of production costs in order to maintain profitability.

¹ CEPEA - Center of Advanced Studies on Applied Economics

GOIÁS: NOMINAL WHOLESALE PRICES OF DAIRY PRODUCTS

Reference Month	UHT Whole Milk (R\$/liter)	Powdered Whole Milk (R\$/Kg)	Mozzarella Cheese (R\$/Kg)	Sweetened Condensed Milk (R\$/Kg)	Powdered Cream (R\$/kg)
March	2.84	20.7	19.4	8.18 ¹	27.77
April	3.08	21.71	20.46	8.88 ²	27.74
Variance					
April/March	8.18%	4.86%	7.46%	8.62%	-0.11%
Share	20%	23%	37%	14%	6%
Dairy Products Variance in April:	6.71%				

Note: (1) Price in February. (2) Price in March. Source: MilkPoint Mercado. Provided by: Secretariat of Economy in Goiás

GOIÁS: GROSS VALUE OF MILK PRODUCTION - 2021 ESTIMATE

R\$ 5.3
BILLION

↑ 2.1%*

6th

highest Gross Value of Production**

10.9%

of the national Gross Value of Milk Production

18.8%

of the Gross Value of Livestock Production in Goiás

* Compared to the previous year. ** Among the states and the Federal District

GOIÁS: DAIRY EXPORTS

YEAR-TO-DATE (JANUARY TO MARCH)

US\$ 139.5 THOUSAND

↓ 51.2%*

8TH LARGEST EXPORTER **

62.4

tons

↓ 66.2%*

MARCH 2021

US\$ 25.4 THOUSAND

↓ 78.5%*

7.7

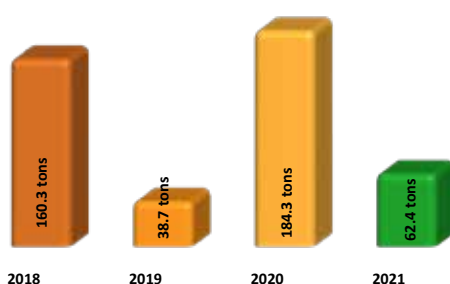
tons

↓ 91.6%*

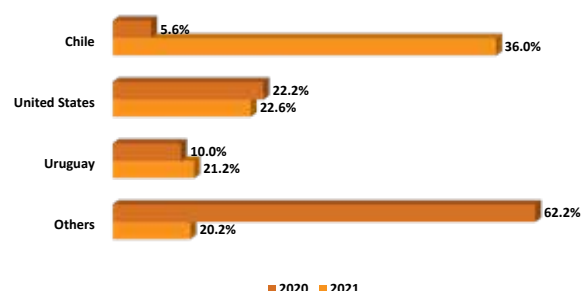
* Compared to the same period of the previous year. ** Among the states and the Federal District

GOIÁS: DAIRY EXPORTS - YEAR-TO-DATE (JANUARY TO MARCH)

YEAR-TO-DATE



MAIN DESTINATIONS



Source: CONAB / IFAG / MAPA / Ministry of Economy.

SOYBEAN

The dynamics of the soybean market is influenced by several factors: Brazilian record production, Argentina's harvest advancing, beginning of North American planting season and a new outbreak of swine fever in China, which may impact the grain consumption in livestock production. In addition, the low global soybean stock, strong demand and the high values of the Dollar against the Real have contributed to the appreciation of oilseeds in the country. The Brazilian government, as an attempt to control prices in the domestic market, has reduced the biodiesel blend from 13% to 10%, and announced the suspension of the imported tariff-rate on soybeans and corn until 12/31/2021.

This season, a late harvest resulting from a delayed start to planting was observed, as a consequence of adverse weather conditions in large growing regions. There was a reduced crop yield in Mato Grosso, the largest producing state in Brazil, due to intense rains during the harvest period. The State of Parana, the second largest producer in the country, suffered from the same problem.

In contrast, after the 2019/20 crop failure, Rio Grande do Sul returns to the third position in the national ranking. Goiás, the fourth largest producer, has stable average yield and better production due to the acreage increase. According to CONAB¹ estimate, the soybean crop in the country should be 135.5 million tons, an increase of 8.6% compared to the previous crop, 38.5 million cultivated hectares.

Considering the entry of oilseeds in the market, the national exports of soybean complex products in March/21 reached R\$ 6.0 billion - a share over 50.0% of the total amount exported by the Brazilian agribusiness. China was the main destination and absorbed 66.0% of the 14.8 million tons of the Brazilian shipments in March.

The ESALQ/BM&FBovespa - Paranaguá Soybean Index registered, on 04/22/21, a nominal record for the 60 kg bag, R\$183.02. In the regional scenario, according to the IFAG² Bulletin, on 04/19/21, the average price of the available soybean in Goiás closed at R\$ 162.00/bag. The expectation is that soybeans continue to be appreciated and Brazil remains as the world leader in the production of oilseeds.

¹ CONAB – National Food Supply Company

² IFAG - Institute for the Strengthening of Agriculture in Goiás



GOIÁS: SOYBEAN CROP - 2020/21 ESTIMATE

13.7
MILLION
tons

↑ **4.3%***

SHARE OF
10.1%
of national production

**4TH LARGEST
PRODUCER ****

3.7
MILLION
hectares

↑ **4.2%***

Average yield:

3.7
ton/ha

↑ **0.1%***

* Compared to the previous crop. ** Among the states and the Federal District

GOIÁS: GROSS VALUE OF SOYBEAN PRODUCTION - 2021 ESTIMATE

R\$ 33.0 BILLION
↑ **24.5%***

**4TH HIGHEST GROSS
VALUE OF PRODUCTION ****

9.5% of the national Gross Value
of Soybean Production

53.6% of the Gross Value of
Crop Production in Goiás

* Compared to the previous year. ** Among the states and the Federal District

GOIÁS: SOYBEAN COMPLEX EXPORTS

YEAR-TO-DATE (JANUARY TO MARCH 2021)

US\$ 729.0 MILLION
↑ **4.3%***

3RD LARGEST EXPORTER **

1.8 MILLION
tons

↓ **10.0%***

MARCH 2021

US\$ 618.0 MILLION
↑ **22.5%***

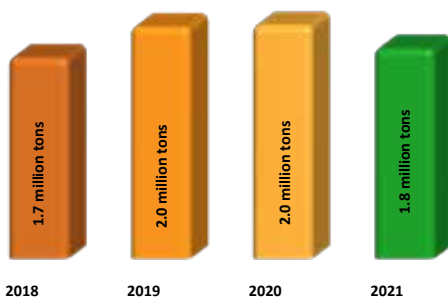
1.5 MILLION
tons

↑ **5.7%***

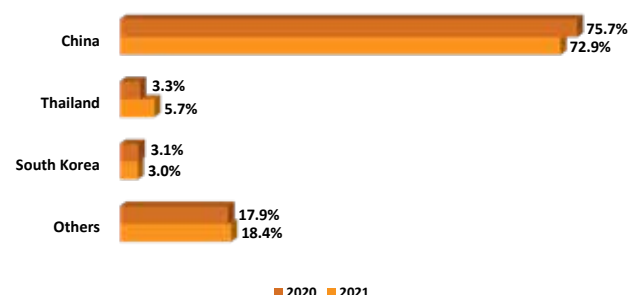
* Compared to the same period of the previous year. ** Among the states and the Federal District

GOIÁS: SOYBEAN COMPLEX EXPORTS - YEAR-TO-DATE (JANUARY TO MARCH)

YEAR-TO-DATE



MAIN DESTINATIONS



Source: CONAB / CEPEA-ESALQ / IFAG / MAPA / Ministry of Economy.

CORN

The tightened world corn stocks and weather problems in large producing countries have impacted the market expectations which reflected on prices. In Brazil, despite the projections of a large new-crop, the concerns about the development of the second crop is contributing to the grain appreciation.

Even with the *safrinha* corn planting delay, CONAB¹ raised estimates to 82.6 million tons in the country, in more than 14 million hectares. The country's total estimated corn production is 109.0 million tons - growth of 6.2% compared to the previous crop. In the state of Goiás, according to the Company, the whole *safrinha* corn had already been planted by 04/03.

In the domestic market, the country reached record prices, driven mainly by the low availability of the cereal and by the concern on the weather problems in the second crop. The ESALQ/BM&FBovespa corn index closed at R\$ 98.70/bag on 04/23/21 - double on prices at the same period of 2020. In Goiás, according to the IFAG Bulletin, on 04/23/21, the average price was R\$ 83.03/bag.

The low grain stock in the domestic market reflects on increased imports in the south of the country, in which Paraguay is the main supplier, even with the high-valued dollar. In the first quarter of 2021, Brazil imported 680.8 thousand tons of corn - an increase of 90.3%, compared to the same period in 2020. In the first three months of 2021, corn exports reached 3.4 million tons, up 19.2% compared to the same period in 2020. It is expected trades to be strengthened after *safrinha* harvest and prices to keep at high levels.

¹ CONAB – National Food Supply Company

² IFAG - Institute for the Strengthening of Agriculture in Goiás



GOIÁS: TOTAL CORN CROP - 2020/21 ESTIMATE

12.1
MILLION
tons

↓ **3.8%***

SHARE OF
11.1%
of the national
production

**3RD LARGEST
PRODUCER ****

1.8
MILLION
hectares

↓ **3.8%***

Average yield:

6.6
ton/ha

0.0%*

* Compared to the previous crop. ** Among the states and the Federal District

GOIÁS: GROSS VALUE OF CORN PRODUCTION - 2021 ESTIMATE

R\$ 13.8 BILLION
↑ **22.7%***

**3RD HIGHEST GROSS
VALUE OF PRODUCTION ****

10.6% of the national Gross
Value of Corn Production

22.4% of the Gross Value of
Crop Production in Goiás

* Compared to the previous year. ** Among the states and the Federal District

GOIÁS: CORN EXPORTS

YEAR-TO-DATE (JANUARY TO MARCH 2021)

US\$ 39.0 MILLION
↓ **23.9%***

5TH LARGEST EXPORTER **

194.6 THOUSAND
tons

↓ **36.8%***

MARCH 2021

US\$ 10.6 MILLION
↑ **180.0%***

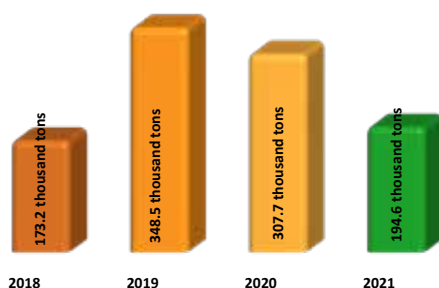
47.5 THOUSAND
tons

↑ **116.4%***

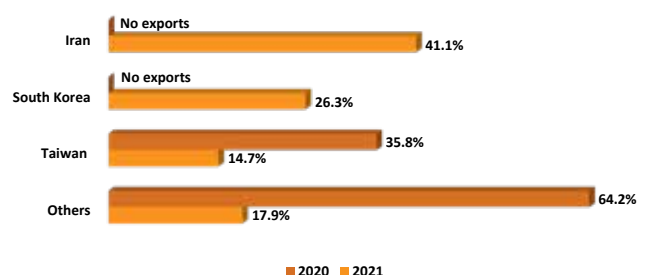
* Compared to the same period of the previous year. ** Among the states and the Federal District

GOIÁS: CORN EXPORTS - YEAR-TO-DATE (JANUARY TO MARCH)

YEAR-TO-DATE



MAIN DESTINATIONS



Source: CONAB / CEPEA-ESALQ / IFAG / MAPA / Ministry of Economy.

WHEAT

Brazil estimates wheat production at 6.4 million tons for 2021, an increase of 2.2% compared to the last crop, according to CONAB¹. Despite the small representativeness of Goiás in the national production of wheat, the cereal planting has proved to be a safe option as a second crop, provided with developed cultivars well adapted to Brazil's Cerrado. The result has been a high quality grain for flour production.

Goiás confirms its potential in the cultivation, processing and commercialization of the cereal and its products. This characteristic is reflected in the international market and the wheat processing in the State. Since 2018, Goiás has not exported wheat, only the flour, a product with high added-value, in which Venezuela was the main destination in 2021.

Regarding foreign sales of wheat, Brazil is not a self-sufficient producer, however the international demand and prices have boosted the exports. In the first quarter of 2021, shipments have almost doubled the volume recorded in 2020, with 567.8 thousand tons and US\$ 122.6 million. Wheat imports decreased 7.0% in volume during the first three months of this year, compared to the same period in 2020. It was purchased 1.7 million tons of the cereal mainly from Argentina (87.2%), Uruguay (5.8%) and Paraguay (5.8%).

For 2021, CONAB projects the domestic demand will be almost 12 million tons and, associated with high prices, it is likely to help investments and technologies expansion, favoring the production of cereal grain in the Cerrado. In Goiás, according to CONAB, the average price of a 60-kg bag in March was R\$ 96.00.

¹ CONAB – National Food Supply Company

GOIÁS: WHEAT CROP - 2021 ESTIMATE

175.2
THOUSAND
tons

↑ **89.6%***

SHARE OF
2.7%
of the national
production

**6TH LARGEST
PRODUCER ****

61.0
THOUSAND
hectares

↑ **164.0%***

Average yield:

2.9
ton/ha

↓ **28.2%***

* Compared to the previous crop. ** Among the states and the Federal District

GOIÁS: GROSS VALUE OF WHEAT PRODUCTION - 2021 ESTIMATE

R\$ 171.2 MILLION
↑ **41.5%***

**6TH HIGHEST GROSS VALUE OF
PRODUCTION ****

1.6% of the national Gross
Value of Wheat Production

0.3% of the Gross Value of
Crop Production in Goiás

* Compared to the previous year. ** Among the states and the Federal District

GOIÁS: WHEAT FLOUR EXPORTS

YEAR-TO-DATE (JANUARY TO MARCH 2021)

US\$ 169.6 THOUSAND

300.6 tons

MARCH 2021

US\$ 755.00

600.0 kg

GOIÁS: WHEAT FLOUR IMPORTS

YEAR-TO-DATE (JANUARY TO MARCH 2021)

US\$ 839.9 THOUSAND

2.6 thousand tons


MARCH 2021

US\$ 243.4 THOUSAND

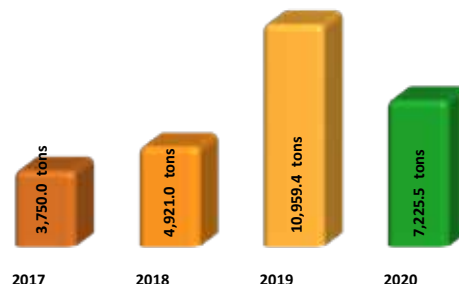
748.0 tons

GOIÁS: WHEAT FLOUR EXPORTS (JANUARY TO DECEMBER 2020)

EXPORTS



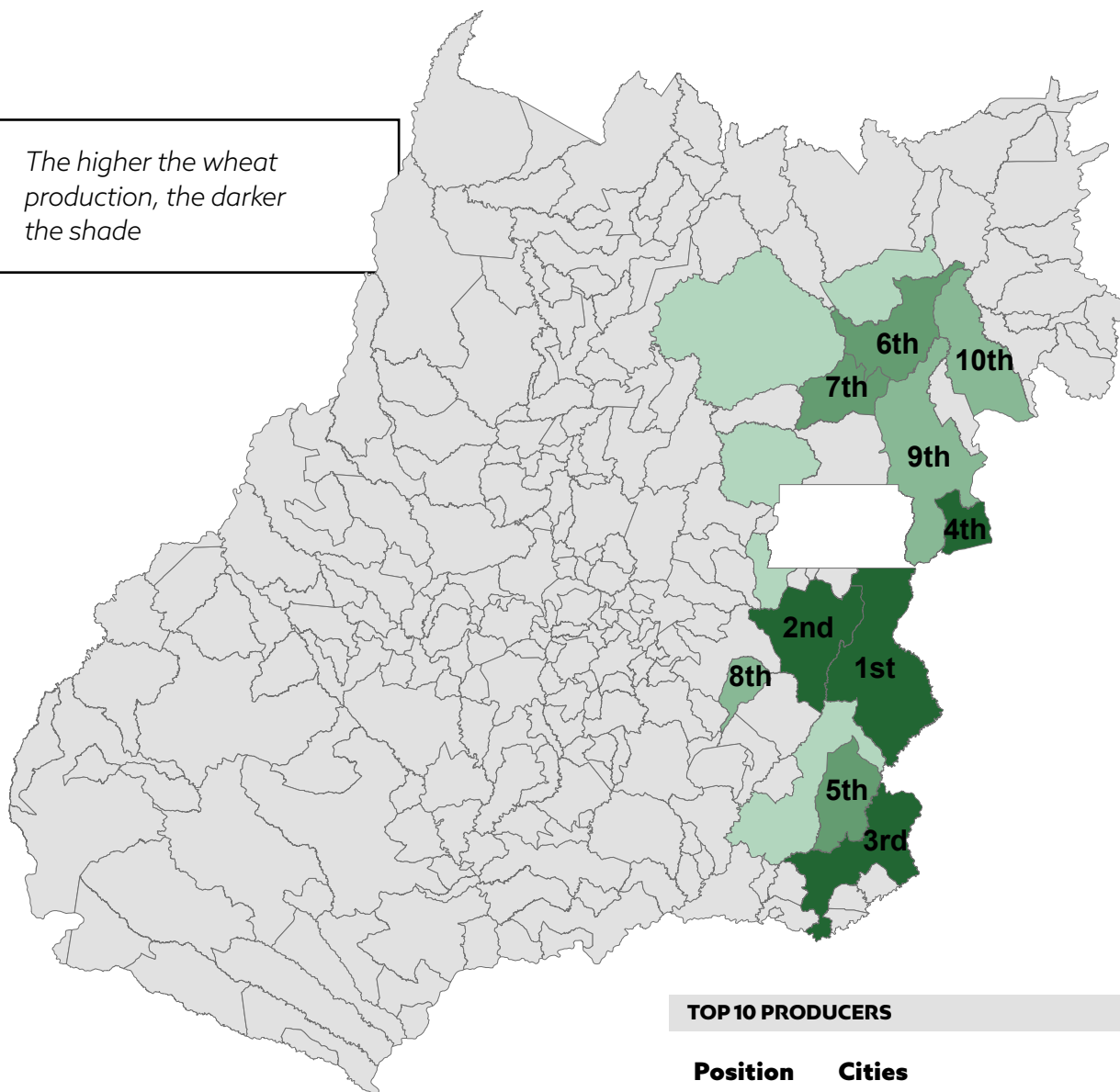
IMPORTS



WHEAT

GOIÁS: TOP WHEAT PRODUCTION

The higher the wheat production, the darker the shade



TOP 10 PRODUCERS

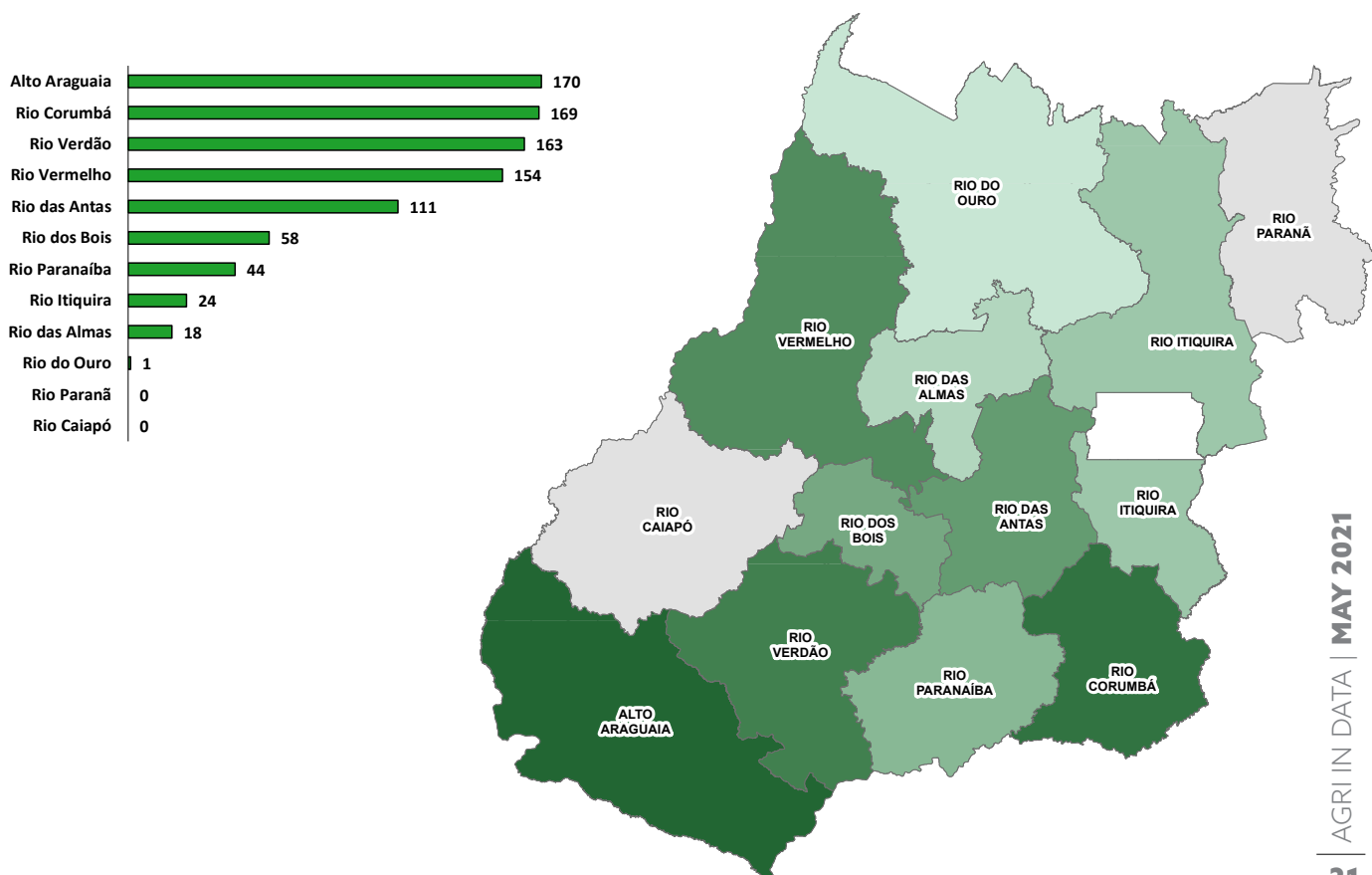
Position	Cities
1st	Cristalina
2nd	Luziânia
3rd	Catalão
4th	Cabeceiras
5th	Campo Alegre de Goiás
6th	São João D'Aliança
7th	Água Fria de Goiás
8th	Vianópolis
9th	Formosa
10th	Flores de Goiás

STATE POULTRY HEALTH PROGRAM - PESA

PESA is responsible for implementing necessary procedures of the National Poultry Health Program of the Ministry of Agriculture - PNSA/MAPA and aims to define actions to guarantee quality and safe poultry products to the market. Through this program, the Agency seeks to promote the control and eradication of poultry diseases, prevent the entry of exotic diseases and ensure the flock's health in the state of Goiás.

Goiás has **912** chicken farms registered at Agrodefesa.

GOIÁS: TOTAL NUMBER OF CHICKEN FARMS REGISTERED AT AGRODEFESA, ACCORDING TO REGION UNITS - 2020



MAIN ACTIVITIES PROVIDED BY PESA:

1. Animal control and eradication of Newcastle Disease (ND) and Avian Influenza (AI), control methods and certification of flocks, tested free of salmonella and mycoplasmosis.
2. Active and passive surveillance on chicken farms, aiming at the control and eradication of diseases listed in the PNSA.
3. Active surveillance in live chicken sales establishments.
4. Active surveillance in wild migratory birds and in chicken breeding and laying discarded for ND and AI.
5. Monthly reports of vaccinations and diseases.
6. Veterinary Accreditation to issue animal movement permit (ATV and PTV) for chicken and fertile eggs: there are 60 accredited veterinarians, in 11 companies in Goiás, responsible for generating epidemiological reports in the Sidago System.
7. Health Education - courses and lectures for veterinarians (Agrodefesa workers and private sector professionals), students and farmers to build their capacity and update them on the PESA operationalization.

PESA RESULTS - 2020

Active Surveillance:

340

samples collected from discarded chicken for AI and ND analysis

Passive surveillance actions:

67

Active surveillance in properties and agricultural stores:

288

Inspections in commercial and rural establishments:

547

Register of live chicken traders, reporting them as a disease risk in the PNSA:

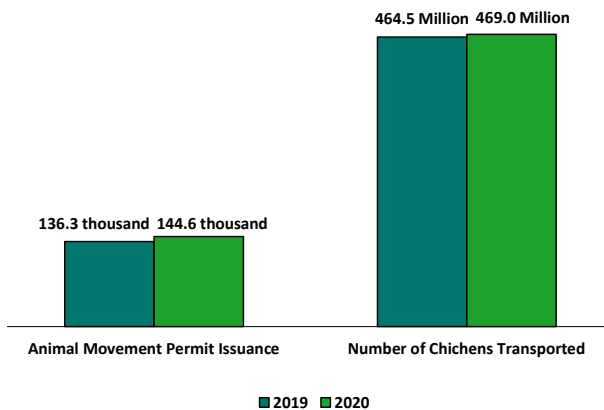
375

Health education:

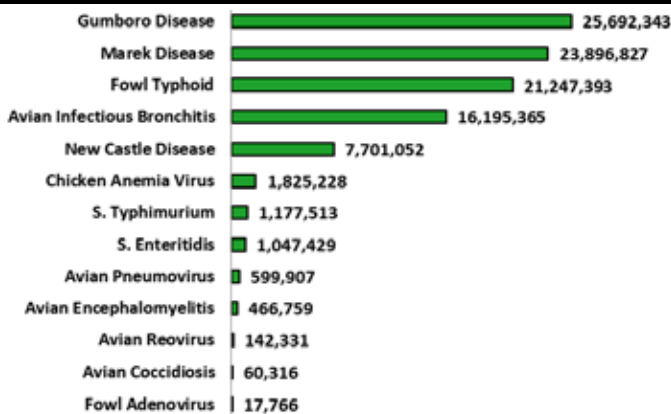
4
events



AGRODEFESA: CHICKEN MOVEMENT PERMIT INSIDE AND OUTSIDE THE STATE



NUMBER OF CHICKENS IN FARMS INSPECTED BY AGRODEFESA - JANUARY TO DECEMBER 2020



STATE ADVISORY COMMITTEE ON AVIAN HEALTH - COESA

Poultry stands out among agricultural activities in Goiás and, in order to provide the quality health of the sector, it is necessary to adopt strategies to combat and/or eradicate the main chicken diseases. COESA - Poultry Health Committee - is managed by governmental officials and private entities linked to the poultry production chain, and contributes to taking actions to prevent poultry diseases and apply health programs, based on the regulations. Agrodefesa gained authority in the present Committee with four representatives, including the participation of the first woman in the Presidency.

In partnership with public and private entities in the chicken production sector, Agrodefesa seeks to guarantee the compliance with the regulations, in order to ensure health and biosafety conditions in production - an essential requirement to keep the supply of safety food to the people of Goiás and also increase poultry exports in our state.

Source: Animal Health Management Bulletin - 2020 / Agrodefesa.

The weather conditions in March were favorable to enhance the leafy greens quality, which contributed to the commercialization at Ceasa Goiás. The sales increased 11.3% in volume and 6.5% in value, compared to the previous month. Even with a 7.6% decline in the volume of fruit sales, the orange and papaya prices increased and the total of fruits sold held a share over 50.0% of the amount traded at Ceasa.

Despite the low representativeness of poultry and eggs sales, compared to other products marketed at Ceasa, the traded quantity and value increased by 169.2% and 223.9%, respectively, compared to the previous month. Other products and cereals, which also have low representativeness in sales, decreased in both value and volume in the same period.

After the trade decline in January and February, there was a slight increase in March and it is expected to grow in coming months, driven by the beginning of economic recovery in some activities that were negatively impacted by the social measures during the pandemic.

TRADE AT CEASA - MARCH/21

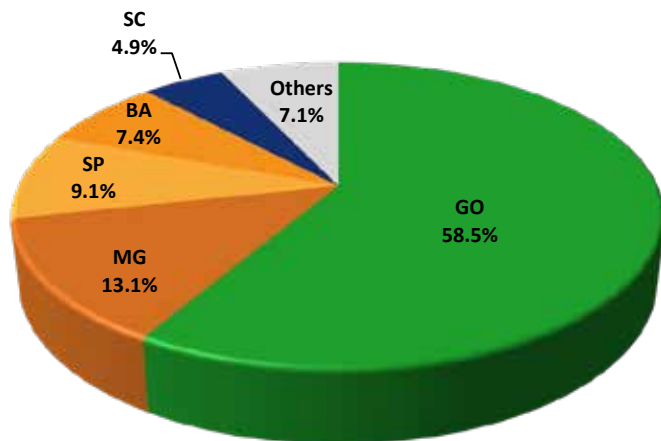
R\$ 197.7 million

↑ 5.9%*

71.5 thousand tons

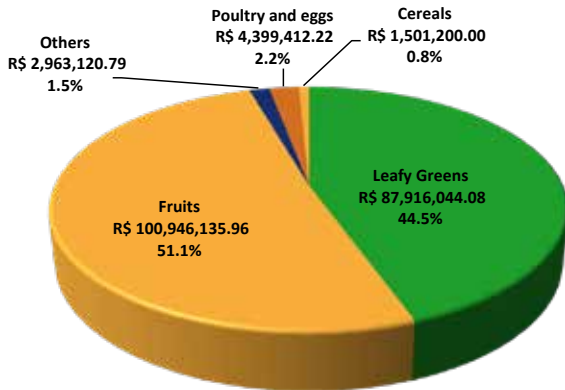
↑ 3.2%*

ORIGIN OF PRODUCTS TRADED - MARCH/21

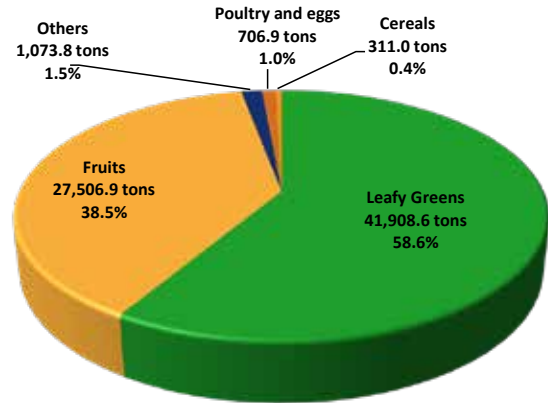


TRADE AT CEASA - MARCH/21

VALUE

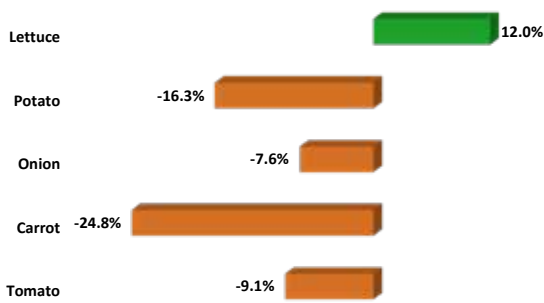


VOLUME

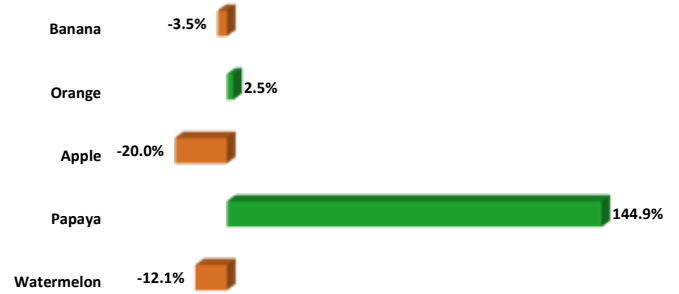


PRICE VARIATION OF MAIN PRODUCTS IN THE WAREHOUSE/GOIÂNIA*

LEAFY GREENS



FRUITS



* March/2021 compared to the previous month

Source: CEASA / CONAB

CASSAVA BEER: PARTNERSHIP BETWEEN AMBEV, GOIÁS GOVERNMENT AND FAMILY FARMING

Esmera beer, launched in December 2020, is industrialized by Ambev using cassava starch, which is obtained from family farmers assisted and organized by Emater. The Ambev project has the support of the Government of Goiás and creates new marketing opportunities for small farmers.

This innovative idea has already been used in the states of Pernambuco, Ceará and Maranhão, and three different brands of beer were made available in their local markets, all of them using family farming production. Following the same guideline, the project reached Goiás in order to raise small farmers' income and promote regional culture appreciation.

The action reached, in the beginning, only the producers in the Northeast of Goiás, identified as the most vulnerable region. Then, the project was extended to farmers all over the cities in Goiás, which will provide almost 7 thousand tons of cassava to the multinational corporation in 2021.

Emater's role is to identify small producers, develop dialog and logistic relations between the rural workers and Ambev. In order to participate in the project, it is necessary to fit into the following requirements: to be a small farmer with property in the state of Goiás, to have the Declaration of Aptitude (DAP), to take part of the National Program for Strengthening Family Agriculture (Pronaf) and/or meet the criteria established by Ambev.

2020 RESULTS

131 small family farmers benefiting from the project

700 tons of cassava traded

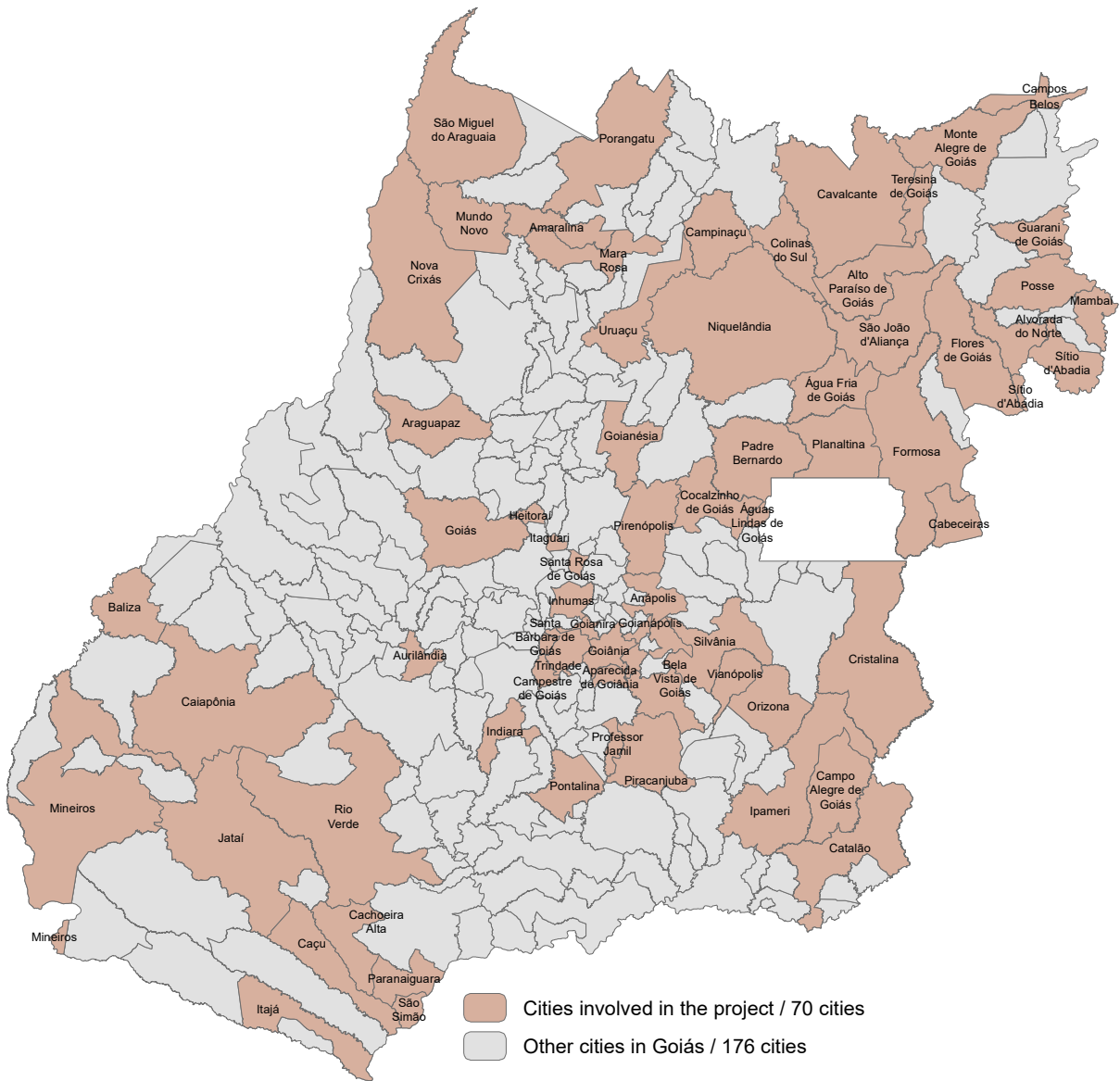
Average production of **5.34** tons of cassava per farmer

R\$ 476,000.00 in revenue generated by family farming*

* Rough calculation using average prices for cassava, estimated by the National Food Supply Company (Conab) in 2020



CITIES INVOLVED IN THE PROJECT



The product marketing currently represents a major bottleneck for small rural producers and partnerships like this seek to overcome this obstacle and strengthen the supply chain in our state. Emater, the Secretariat of Agriculture, Livestock and Supply of Goiás State (Seapa), the Secretariat of Resumption and the Department of Social Policies (GPS) work together in this program improving the socioeconomic conditions of small family farmers that are involved in this project.

Source: Emater.

SEAPA
Secretaria de
Estado de
Agricultura,
Pecuária e
Abastecimento



**AGRO
DEFESA**
Agência Goiana de Defesa Agropecuária



EMATER
AGÊNCIA GOIANA DE ASSISTÊNCIA TÉCNICA,
EXTENSÃO RURAL E PESQUISA AGROPECUÁRIA



W W W . A G R I C U L T U R A . G O . G O V . B R

© SEAPAGOIAS | f SEAPAGOIAS | @GOIASSEAPA | SECRETARIA DE AGRICULTURA DE GOIÁS